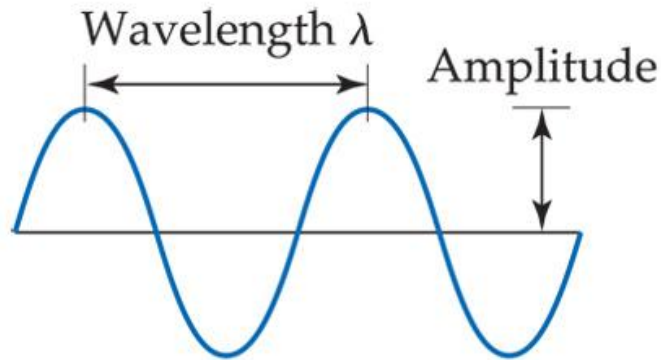


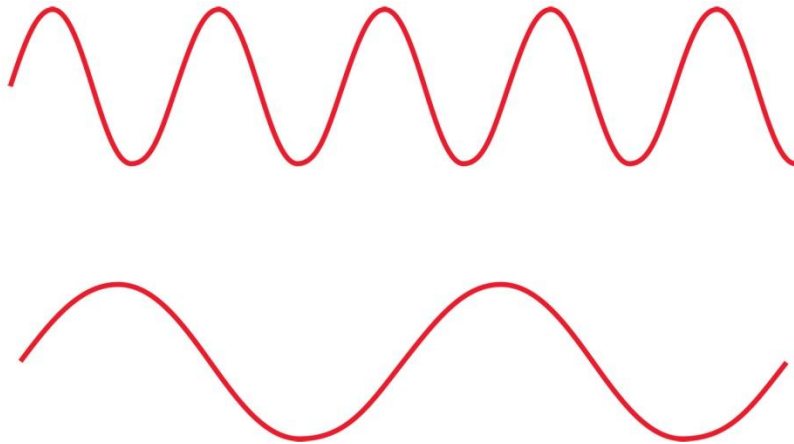
Electronic Structure of Atoms

Waves



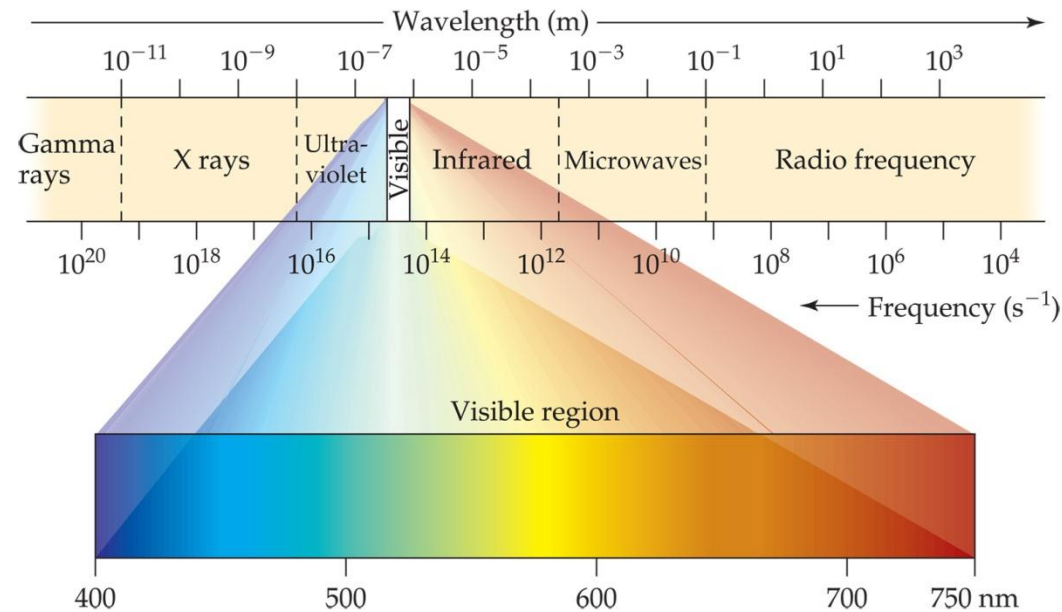
- To understand the electronic structure of atoms, one must understand the nature of electromagnetic radiation.
- The distance between corresponding points on adjacent waves is the **wavelength (λ)**.

Waves



- The number of waves passing a given point per unit of time is the **frequency (ν)**.
- For waves traveling at the same velocity, the longer the wavelength, the smaller the frequency.

Electromagnetic Radiation



- All electromagnetic radiation travels at the same velocity: the speed of light (c), 3.00×10^8 m/s.
- Therefore,

$$c = \lambda \nu$$

The Nature of Energy



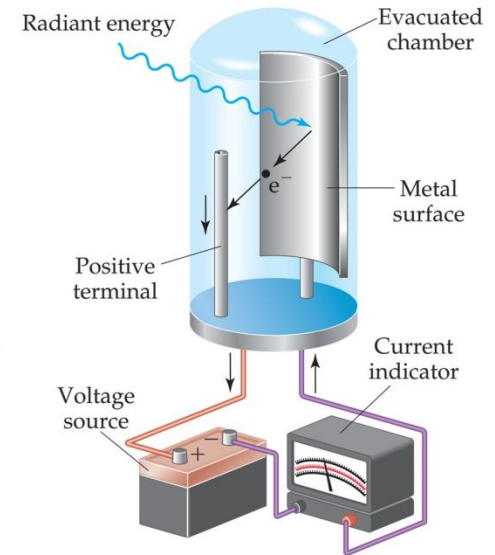
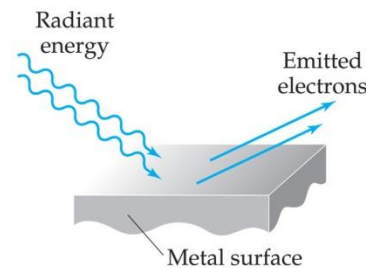
- The wave nature of light does not explain how an object can glow when its temperature increases.
- Max Planck explained it by assuming that energy comes in packets called **quanta**.

The Nature of Energy

- Einstein used this assumption to explain the photoelectric effect.
- He concluded that energy is proportional to frequency:

$$E = h\nu$$

where h is Planck's constant, 6.626×10^{-34} J-s.



The Nature of Energy


- Therefore, if one knows the wavelength of light, one can calculate the energy in one photon, or packet, of that light:

$$c = \lambda \nu$$

$$E = h \nu$$



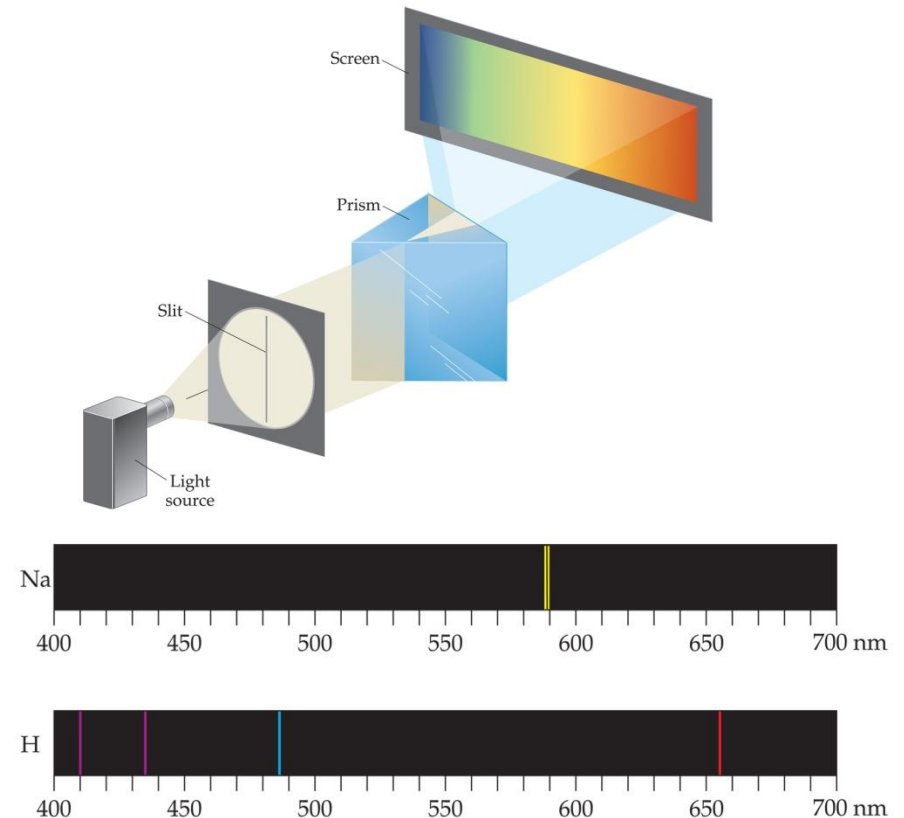
The Nature of Energy



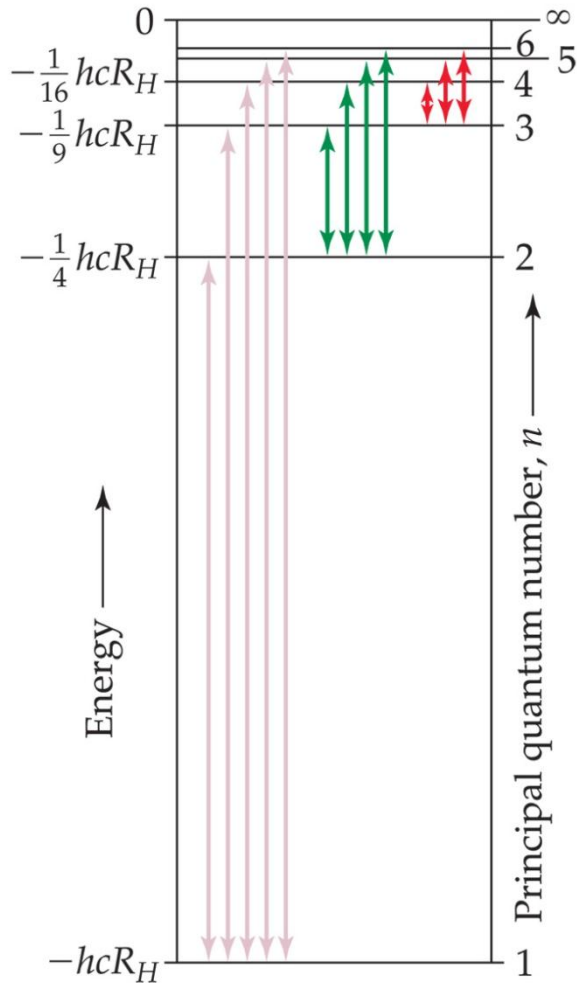
Another mystery in the early 20th century involved the emission spectra observed from energy emitted by atoms and molecules.

The Nature of Energy

- For atoms and molecules one does not observe a continuous spectrum, as one gets from a white light source.
- Only a **line spectrum** of discrete wavelengths is observed.

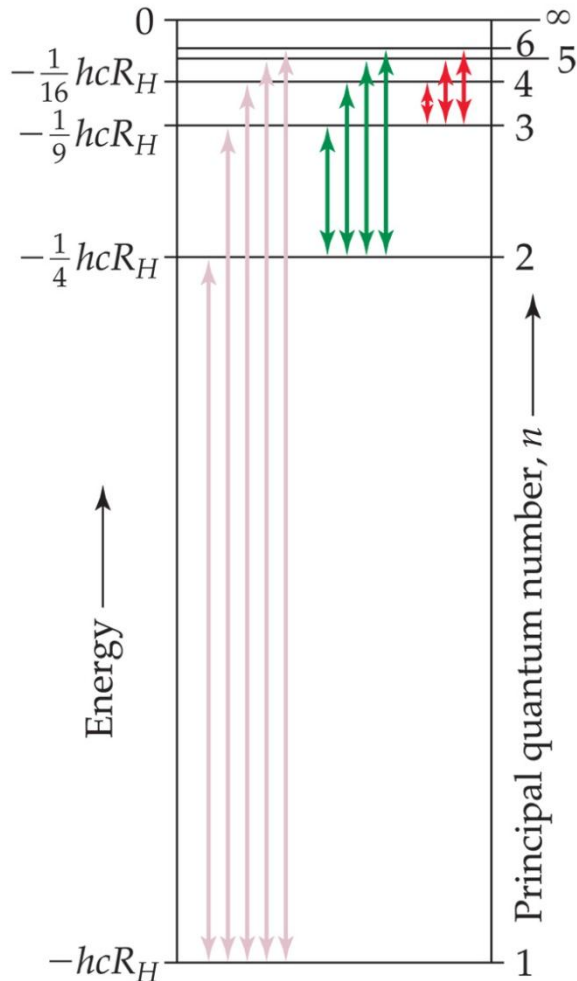


The Nature of Energy



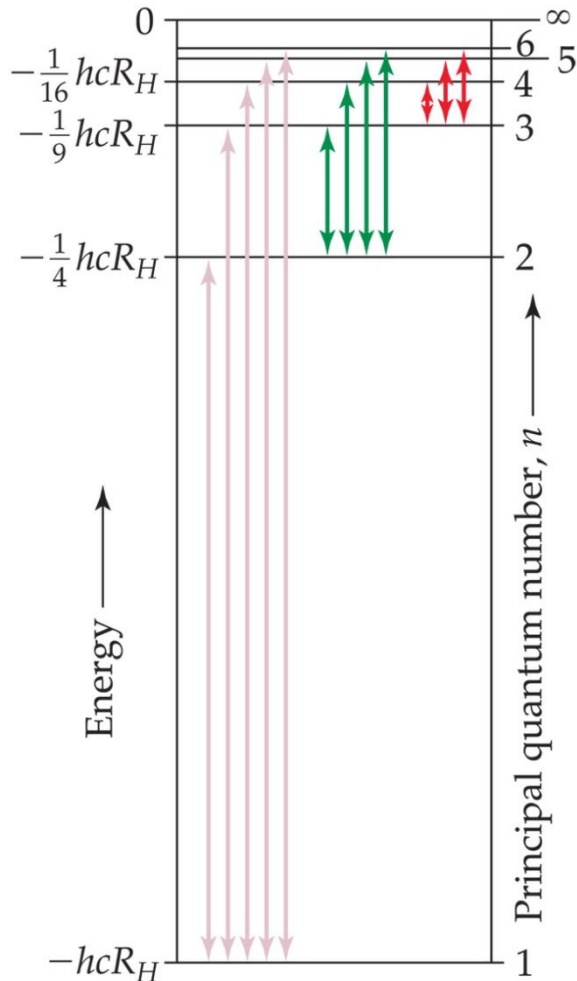
- Niels Bohr adopted Planck's assumption and explained these phenomena in this way:
 1. Electrons in an atom can only occupy certain orbits (corresponding to certain energies).

The Nature of Energy



- Niels Bohr adopted Planck's assumption and explained these phenomena in this way:
 2. Electrons in permitted orbits have specific, "allowed" energies; these energies will not be radiated from the atom.

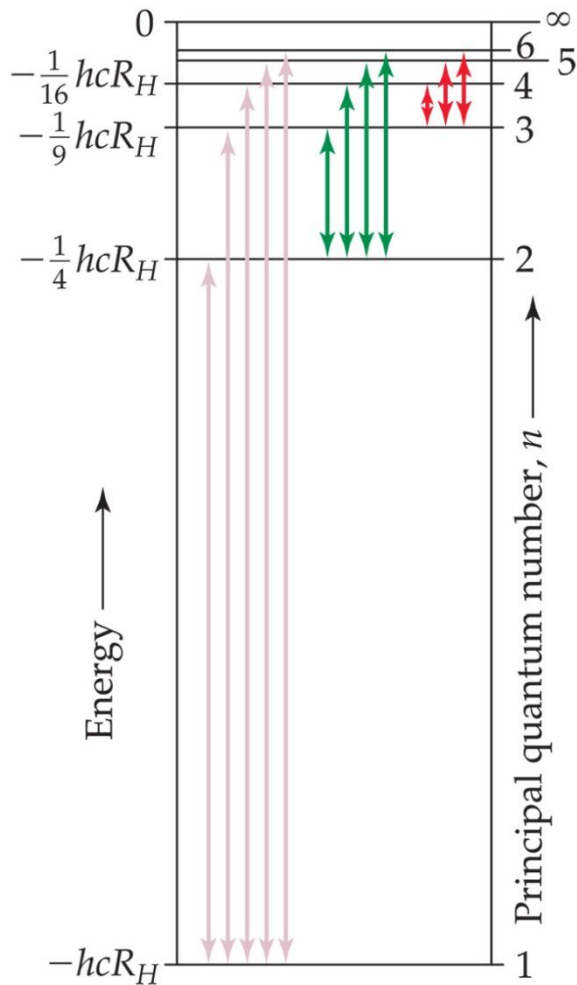
The Nature of Energy



- Niels Bohr adopted Planck's assumption and explained these phenomena in this way:
 3. Energy is only absorbed or emitted in such a way as to move an electron from one "allowed" energy state to another; the energy is defined by

$$E = h\nu$$

The Nature of Energy



The energy absorbed or emitted from the process of electron promotion or demotion can be calculated by the equation:

$$\Delta E = -R_H \left(\frac{1}{n_f^2} - \frac{1}{n_i^2} \right)$$

where R_H is the Rydberg constant, 2.18×10^{-18} J, and n_i and n_f are the initial and final energy levels of the electron.

The Wave Nature of Matter

- Louis de Broglie posited that if light can have material properties, matter should exhibit wave properties.
- He demonstrated that the relationship between mass and wavelength was

$$\lambda = \frac{h}{mv}$$

The Uncertainty Principle

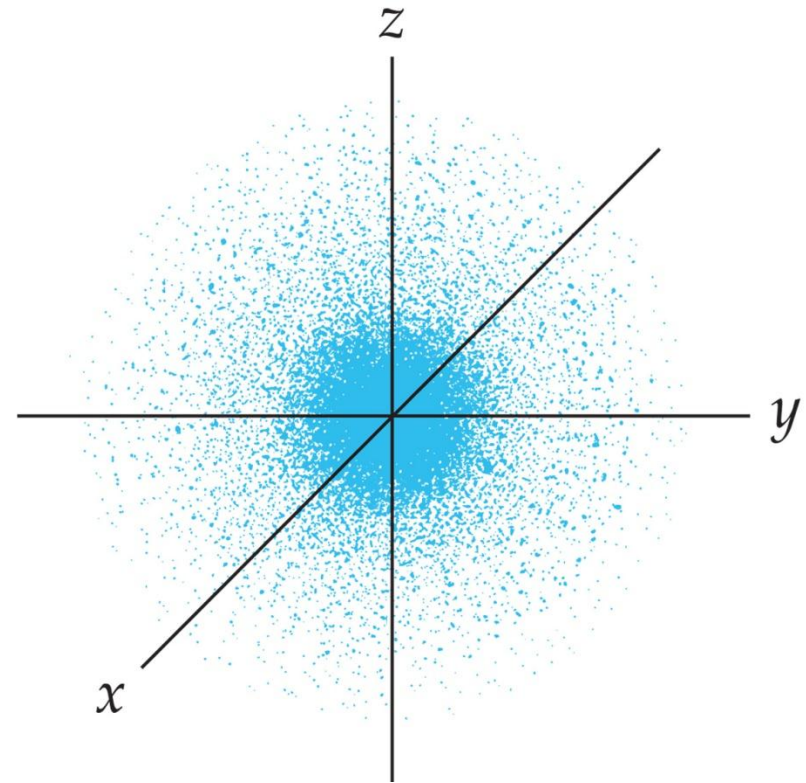
- Heisenberg showed that the more precisely the momentum of a particle is known, the less precisely is its position known:

$$(\Delta x) (\Delta mv) \geq \frac{h}{4\pi}$$

- In many cases, our uncertainty of the whereabouts of an electron is greater than the size of the atom itself!

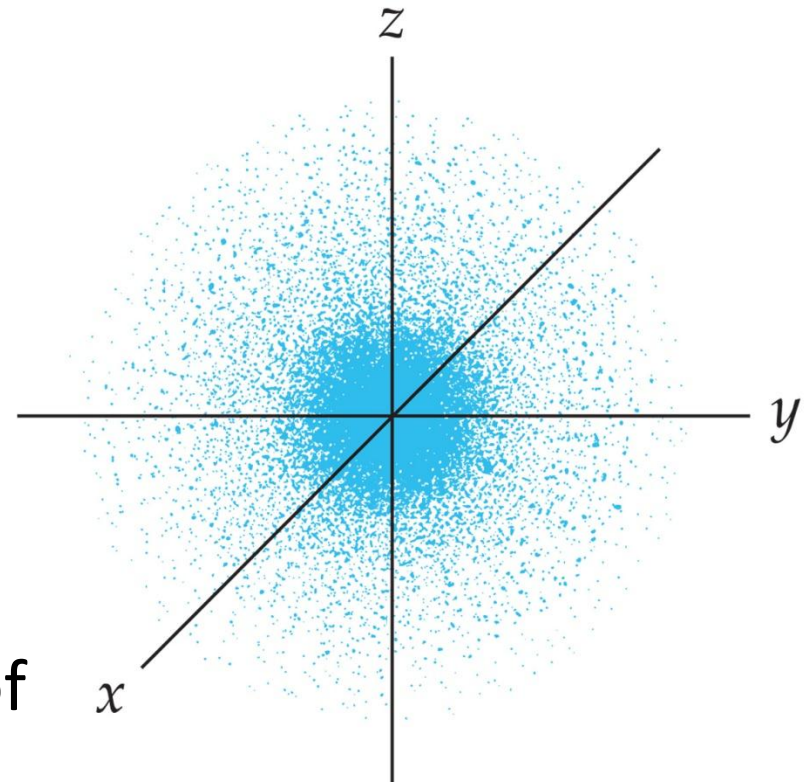
Quantum Mechanics

- Erwin Schrödinger developed a mathematical treatment into which both the wave and particle nature of matter could be incorporated.
- It is known as **quantum mechanics**.



Quantum Mechanics

- The wave equation is designated with a lower case Greek *psi* (ψ).
- The square of the wave equation, ψ^2 , gives a probability density map of where an electron has a certain statistical likelihood of being at any given instant in time.



Quantum Numbers

- Solving the wave equation gives a set of wave functions, or **orbitals**, and their corresponding energies.
- Each orbital describes a spatial distribution of electron density.
- An orbital is described by a set of three **quantum numbers**.

Principal Quantum Number (n)

- The principal quantum number, n , describes the energy level on which the orbital resides.
- The values of n are integers ≥ 1 .

Angular Momentum Quantum Number (l)

- This quantum number defines the shape of the orbital.
- Allowed values of l are integers ranging from 0 to $n - 1$.
- We use letter designations to communicate the different values of l and, therefore, the shapes and types of orbitals.

Angular Momentum Quantum Number (l)

Value of l	0	1	2	3
Type of orbital	<i>s</i>	<i>p</i>	<i>d</i>	<i>f</i>

Magnetic Quantum Number (m_l)

- The magnetic quantum number describes the three-dimensional orientation of the orbital.
- Allowed values of m_l are integers ranging from $-l$ to l :

$$-l \leq m_l \leq l.$$

- Therefore, on any given energy level, there can be up to 1 s orbital, 3 p orbitals, 5 d orbitals, 7 f orbitals, etc.

Magnetic Quantum Number (m_l)

- Orbitals with the same value of n form a **shell**.
- Different orbital types within a shell are **subshells**.

n	Possible Values of l	Subshell Designation	Possible Values of m_l	Number of Orbitals in Subshell	Total Number of Orbitals in Shell
1	0	1s	0	1	1
2	0	2s	0	1	4
	1	2p	1, 0, -1	3	
3	0	3s	0	1	
	1	3p	1, 0, -1	3	9
	2	3d	2, 1, 0, -1, -2	5	
4	0	4s	0	1	
	1	4p	1, 0, -1	3	16
	2	4d	2, 1, 0, -1, -2	5	
	3	4f	3, 2, 1, 0, -1, -2, -3	7	

s Orbitals



1s



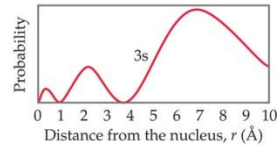
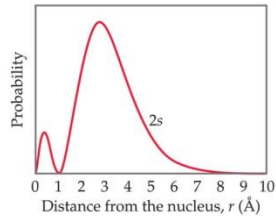
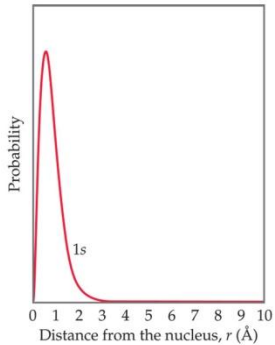
2s



3s

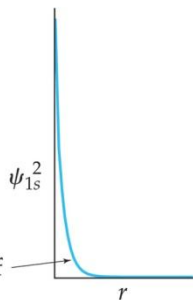
- The value of l for s orbitals is 0.
- They are spherical in shape.
- The radius of the sphere increases with the value of n .

s Orbitals

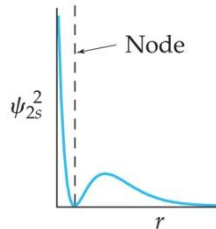


Observing a graph of probabilities of finding an electron versus distance from the nucleus, we see that s orbitals possess $n-1$ nodes, or regions where there is 0 probability of finding an electron.

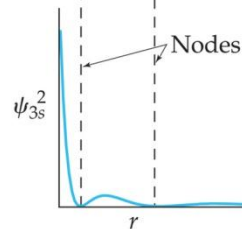
1s
 $n = 1, l = 0$



2s
 $n = 2, l = 0$



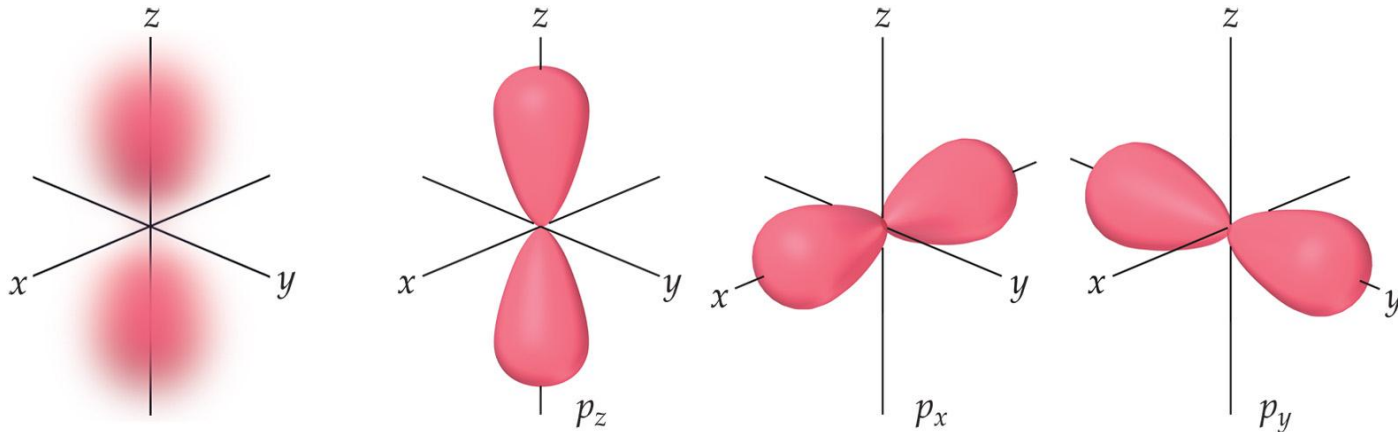
3s
 $n = 3, l = 0$



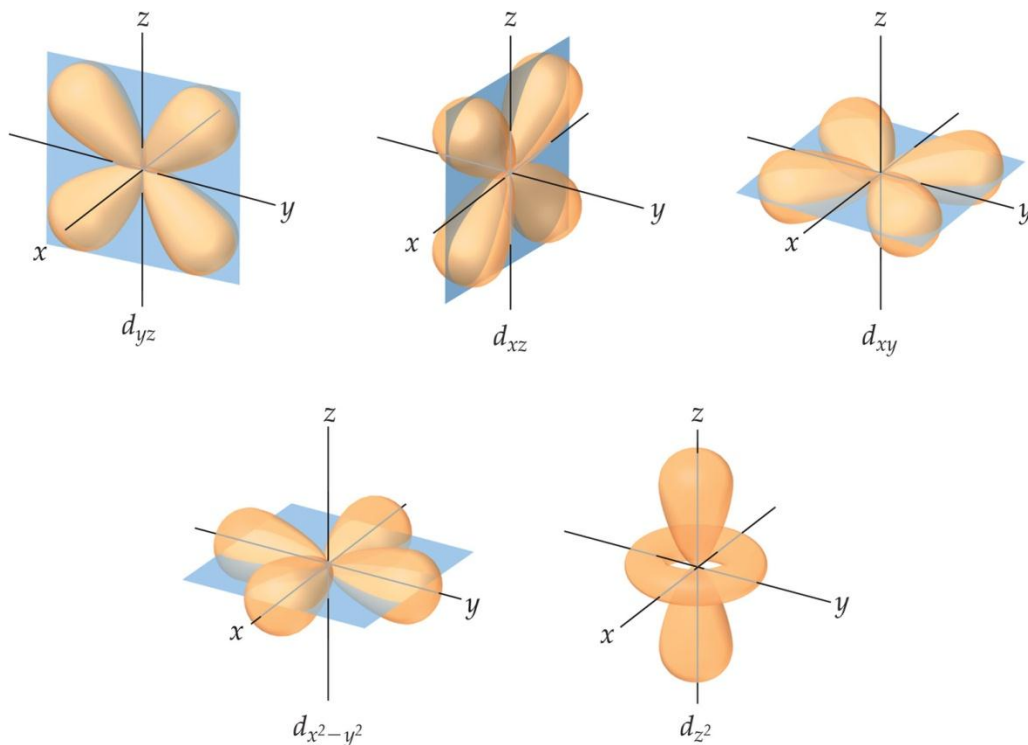
Height of graph indicates density of dots as we move from origin

p Orbitals

- The value of l for p orbitals is 1.
- They have two lobes with a node between them.



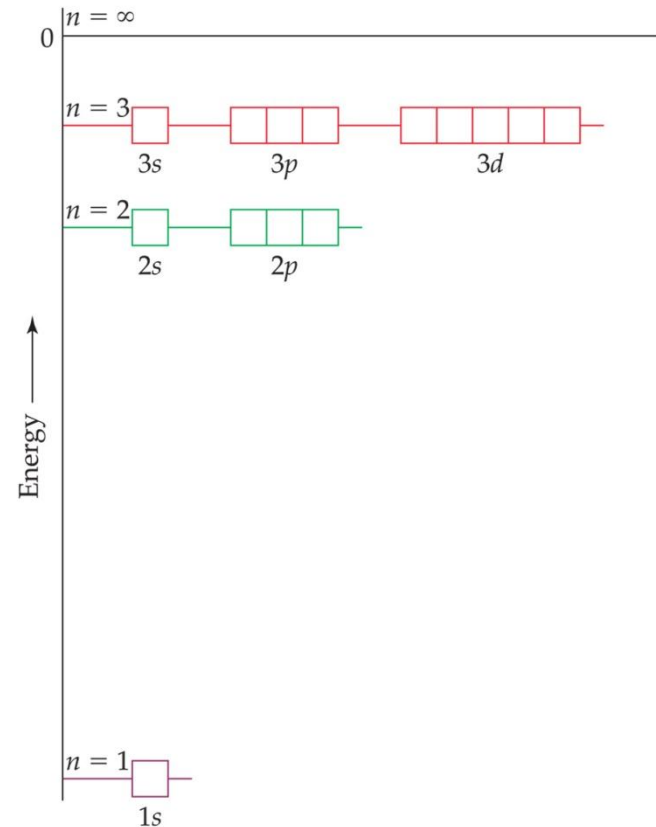
d Orbitals



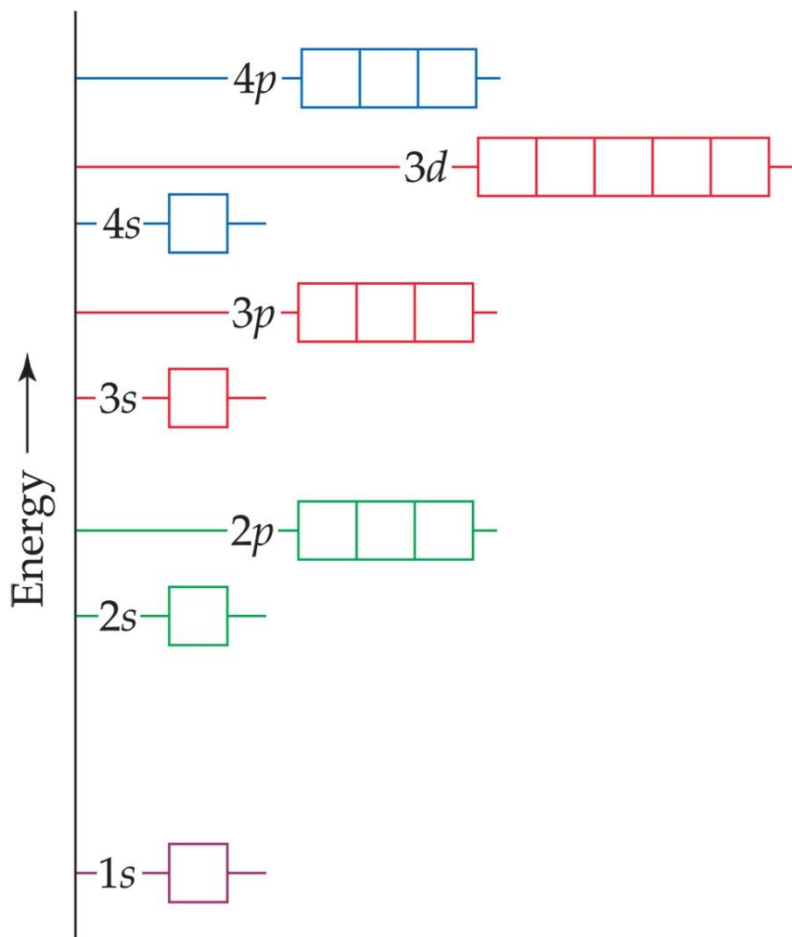
- The value of l for a *d* orbital is 2.
- Four of the five *d* orbitals have 4 lobes; the other resembles a *p* orbital with a doughnut around the center.

Energies of Orbitals

- For a one-electron hydrogen atom, orbitals on the same energy level have the same energy.
- That is, they are **degenerate**.



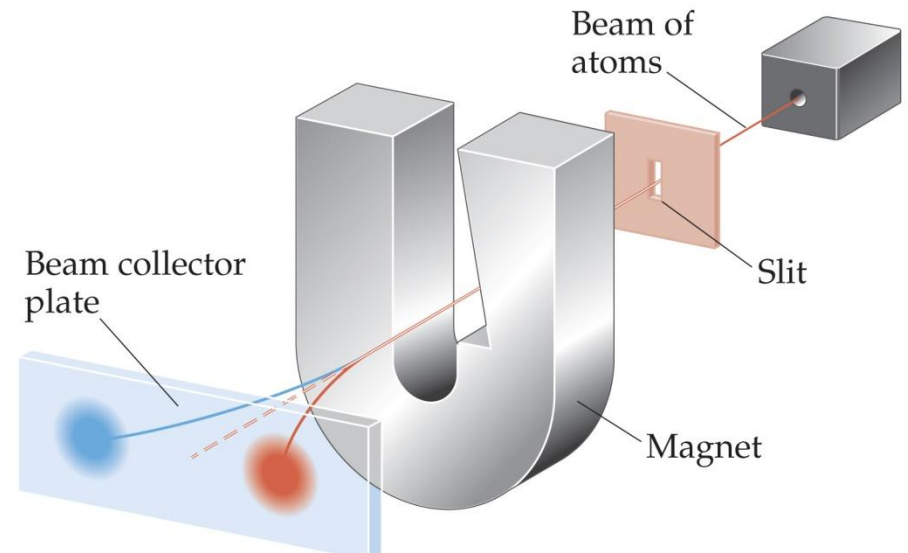
Energies of Orbitals



- As the number of electrons increases, though, so does the repulsion between them.
- Therefore, in many-electron atoms, orbitals on the same energy level are no longer degenerate.

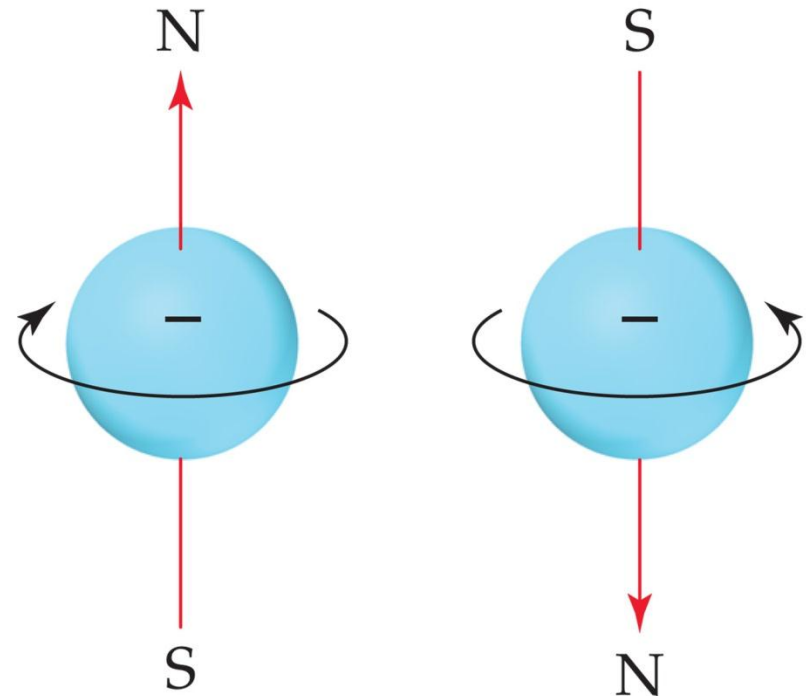
Spin Quantum Number, m_s

- In the 1920s, it was discovered that two electrons in the same orbital do not have exactly the same energy.
- The “spin” of an electron describes its magnetic field, which affects its energy.



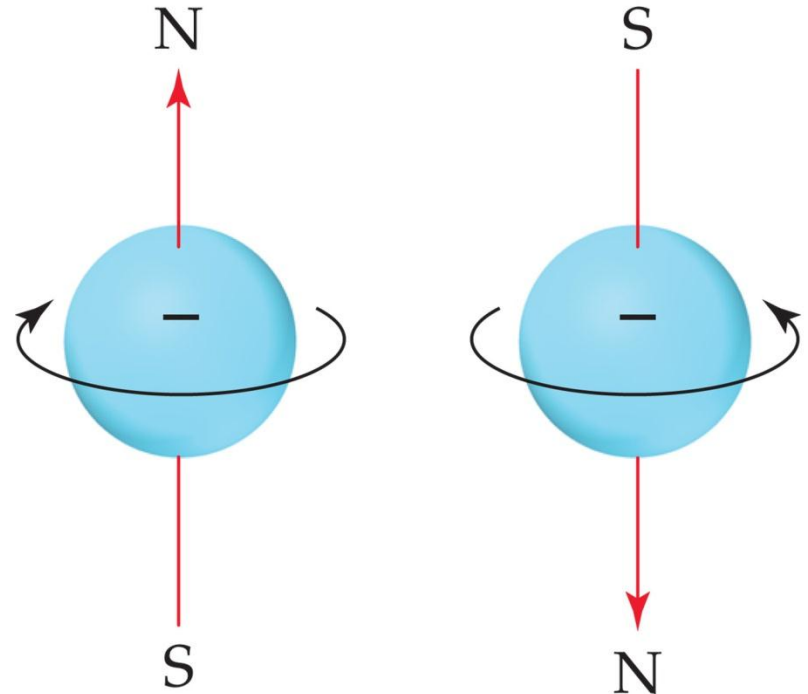
Spin Quantum Number, m_s

- This led to a fourth quantum number, the spin quantum number, m_s .
- The spin quantum number has only 2 allowed values: $+1/2$ and $-1/2$.



Pauli Exclusion Principle

- No two electrons in the same atom can have exactly the same energy.
- Therefore, no two electrons in the same atom can have identical sets of quantum numbers.



Electron Configurations



- This shows the distribution of all electrons in an atom.
- Each component consists of
 - A number denoting the energy level,

Electron Configurations



- This shows the distribution of all electrons in an atom
- Each component consists of
 - A number denoting the energy level,
 - A letter denoting the type of orbital,


Electron Configurations



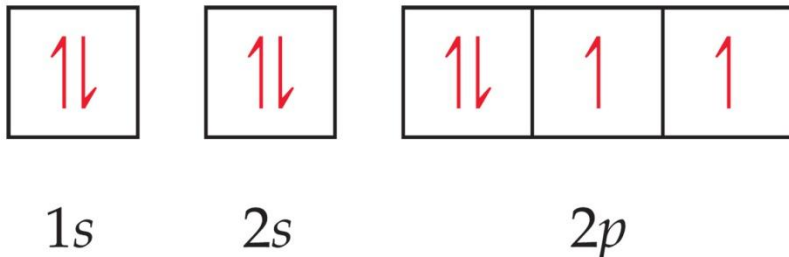
- This shows the distribution of all electrons in an atom.
- Each component consists of
 - A number denoting the energy level,
 - A letter denoting the type of orbital,
 - A superscript denoting the number of electrons in those orbitals.

Orbital Diagrams

- Each box in the diagram represents one orbital.
- Half-arrows represent the electrons.
- The direction of the arrow represents the relative spin of the electron.



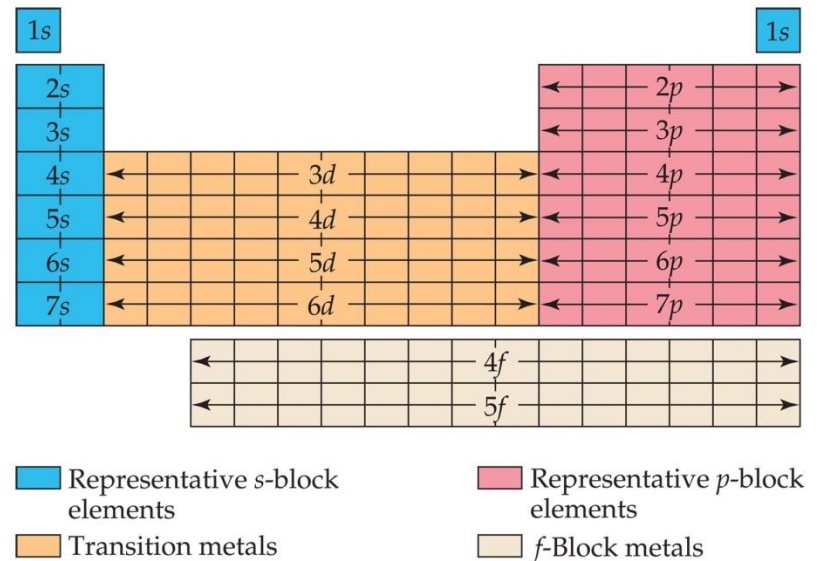
Hund's Rule



“For degenerate orbitals, the lowest energy is attained when the number of electrons with the same spin is maximized.”

Periodic Table

- We fill orbitals in increasing order of energy.
- Different blocks on the periodic table (shaded in different colors in this chart) correspond to different types of orbitals.



Some Anomalies

Some irregularities occur when there are enough electrons to half-fill *s* and *d* orbitals on a given row.

	1A 1											8A 18						
Core	1 H 1s ¹											2 He 1s ²						
	2A 2											3A 13	4A 14	5A 15	6A 16	7A 17		
[He]	3 Li 2s ¹	4 Be 2s ²											5 B 2s ² 2p ¹	6 C 2s ² 2p ²	7 N 2s ² 2p ³	8 O 2s ² 2p ⁴	9 F 2s ² 2p ⁵	10 Ne 2s ² 2p ⁶
[Ne]	11 Na 3s ¹	12 Mg 3s ²	3B 3	4B 4	5B 5	6B 6	7B 7	8B 8 9 10			1B 11	2B 12	13 Al 3s ² 3p ¹	14 Si 3s ² 3p ²	15 P 3s ² 3p ³	16 S 3s ² 3p ⁴	17 Cl 3s ² 3p ⁵	18 Ar 3s ² 3p ⁶
[Ar]	19 K 4s ¹	20 Ca 4s ²	21 Sc 3d ¹ 4s ²	22 Ti 3d ² 4s ²	23 V 3d ³ 4s ²	24 Cr 3d ⁵ 4s ¹	25 Mn 3d ⁵ 4s ²	26 Fe 3d ⁶ 4s ²	27 Co 3d ⁷ 4s ²	28 Ni 3d ⁸ 4s ²	29 Cu 3d ¹⁰ 4s ¹	30 Zn 3d ¹⁰ 4s ²	31 Ga 3d ¹⁰ 4s ² 4p ¹	32 Ge 3d ¹⁰ 4s ² 4p ²	33 As 3d ¹⁰ 4s ² 4p ³	34 Se 3d ¹⁰ 4s ² 4p ⁴	35 Br 3d ¹⁰ 4s ² 4p ⁵	36 Kr 3d ¹⁰ 4s ² 4p ⁶
[Kr]	37 Rb 5s ¹	38 Sr 5s ²	39 Y 4d ¹ 5s ²	40 Zr 4d ² 5s ²	41 Nb 4d ⁴ 5s ¹	42 Mo 4d ⁵ 5s ¹	43 Tc 4d ⁵ 5s ²	44 Ru 4d ⁷ 5s ¹	45 Rh 4d ⁸ 5s ¹	46 Pd 4d ¹⁰	47 Ag 4d ¹⁰ 5s ¹	48 Cd 4d ¹⁰ 5s ²	49 In 4d ¹⁰ 5s ² 5p ¹	50 Sn 4d ¹⁰ 5s ² 5p ²	51 Sb 4d ¹⁰ 5s ² 5p ³	52 Te 4d ¹⁰ 5s ² 5p ⁴	53 I 4d ¹⁰ 5s ² 5p ⁵	54 Xe 4d ¹⁰ 5s ² 5p ⁶
[Xe]	55 Cs 6s ¹	56 Ba 6s ²	71 Lu 4f ¹⁴ 5d ¹ 6s ²	72 Hf 4f ¹⁴ 5d ² 6s ²	73 Ta 4f ¹⁴ 5d ³ 6s ²	74 W 4f ¹⁴ 5d ⁴ 6s ²	75 Re 4f ¹⁴ 5d ⁵ 6s ²	76 Os 4f ¹⁴ 5d ⁶ 6s ²	77 Ir 4f ¹⁴ 5d ⁷ 6s ²	78 Pt 4f ¹⁴ 5d ⁹ 6s ¹	79 Au 4f ¹⁴ 5d ¹⁰ 6s ¹	80 Hg 4f ¹⁴ 5d ¹⁰ 6s ²	81 Tl 4f ¹⁴ 5d ¹⁰ 6s ² 6p ¹	82 Pb 4f ¹⁴ 5d ¹⁰ 6s ² 6p ²	83 Bi 4f ¹⁴ 5d ¹⁰ 6s ² 6p ³	84 Po 4f ¹⁴ 5d ¹⁰ 6s ² 6p ⁴	85 At 4f ¹⁴ 5d ¹⁰ 6s ² 6p ⁵	86 Rn 4f ¹⁴ 5d ¹⁰ 6s ² 6p ⁶
[Rn]	87 Fr 7s ¹	88 Ra 7s ²	103 Lr 5f ¹⁴ 6d ¹ 7s ²	104 Rf 5f ¹⁴ 6d ² 7s ²	105 Db 5f ¹⁴ 6d ³ 7s ²	106 Sg 5f ¹⁴ 6d ⁴ 7s ²	107 Bh 5f ¹⁴ 6d ⁵ 7s ²	108 Hs 5f ¹⁴ 6d ⁶ 7s ²	109 Mt 5f ¹⁴ 6d ⁷ 7s ²	110 Ds	111 Rg	112	113	114	115	116		118
[Xe]	Lanthanide series		57 La 5d ¹ 6s ²	58 Ce 4f ¹ 5d ¹ 6s ²	59 Pr 4f ³ 6s ²	60 Nd 4f ⁴ 6s ²	61 Pm 4f ⁵ 6s ²	62 Sm 4f ⁶ 6s ²	63 Eu 4f ⁷ 6s ²	64 Gd 4f ⁷ 5d ¹ 6s ²	65 Tb 4f ⁹ 6s ²	66 Dy 4f ¹⁰ 6s ²	67 Ho 4f ¹¹ 6s ²	68 Er 4f ¹² 6s ²	69 Tm 4f ¹³ 6s ²	70 Yb 4f ¹⁴ 6s ²		
[Rn]	Actinide series		89 Ac 6d ¹ 7s ²	90 Th 6d ² 7s ²	91 Pa 5f ² 6d ¹ 7s ²	92 U 5f ³ 6d ¹ 7s ²	93 Np 5f ⁴ 6d ¹ 7s ²	94 Pu 5f ⁶ 7s ²	95 Am 5f ⁷ 7s ²	96 Cm 5f ⁷ 6d ¹ 7s ²	97 Bk 5f ⁹ 7s ²	98 Cf 5f ¹⁰ 7s ²	99 Es 5f ¹¹ 7s ²	100 Fm 5f ¹² 7s ²	101 Md 5f ¹³ 7s ²	102 No 5f ¹⁴ 7s ²		
			Metals	Metalloids	Nonmetals													

Some Anomalies

For instance, the electron configuration for copper is $[\text{Ar}] 4s^1 3d^5$ rather than the expected $[\text{Ar}] 4s^2 3d^4$.

Core		1A 1											2A 2	3A 13	4A 14	5A 15	6A 16	7A 17	8A 18
[He]		1 H $1s^1$											2 He $1s^2$						
[Ne]		3 Li $2s^1$	4 Be $2s^2$											5 B $2s^2 2p^1$	6 C $2s^2 2p^2$	7 N $2s^2 2p^3$	8 O $2s^2 2p^4$	9 F $2s^2 2p^5$	10 Ne $2s^2 2p^6$
[Ar]		11 Na $3s^1$	12 Mg $3s^2$	3B 3	4B 4	5B 5	6B 6	7B 7	8B 8 9 10			1B 11	2B 12	13 Al $3s^2 3p^1$	14 Si $3s^2 3p^2$	15 P $3s^2 3p^3$	16 S $3s^2 3p^4$	17 Cl $3s^2 3p^5$	18 Ar $3s^2 3p^6$
[Kr]		19 K $4s^1$	20 Ca $4s^2$	21 Sc $3d^1 4s^2$	22 Ti $3d^2 4s^2$	23 V $3d^3 4s^2$	24 Cr $3d^5 4s^1$	25 Mn $3d^5 4s^2$	26 Fe $3d^6 4s^2$	27 Co $3d^7 4s^2$	28 Ni $3d^8 4s^2$	29 Cu $3d^{10} 4s^1$	30 Zn $3d^{10} 4s^2$	31 Ga $3d^{10} 4s^2 4p^1$	32 Ge $3d^{10} 4s^2 4p^2$	33 As $3d^{10} 4s^2 4p^3$	34 Se $3d^{10} 4s^2 4p^4$	35 Br $3d^{10} 4s^2 4p^5$	36 Kr $3d^{10} 4s^2 4p^6$
[Xe]		37 Rb $5s^1$	38 Sr $5s^2$	39 Y $4d^1 5s^2$	40 Zr $4d^2 5s^2$	41 Nb $4d^4 5s^1$	42 Mo $4d^5 5s^1$	43 Tc $4d^5 5s^2$	44 Ru $4d^7 5s^1$	45 Rh $4d^8 5s^1$	46 Pd $4d^{10}$	47 Ag $4d^{10} 5s^1$	48 Cd $4d^{10} 5s^2$	49 In $4d^{10} 5s^2 5p^1$	50 Sn $4d^{10} 5s^2 5p^2$	51 Sb $4d^{10} 5s^2 5p^3$	52 Te $4d^{10} 5s^2 5p^4$	53 I $4d^{10} 5s^2 5p^5$	54 Xe $4d^{10} 5s^2 5p^6$
[Rn]		55 Cs $6s^1$	56 Ba $6s^2$	71 Lu $4f^{14} 5d^1 6s^2$	72 Hf $4f^{14} 5d^2 6s^2$	73 Ta $4f^{14} 5d^3 6s^2$	74 W $4f^{14} 5d^4 6s^2$	75 Re $4f^{14} 5d^5 6s^2$	76 Os $4f^{14} 5d^6 6s^2$	77 Ir $4f^{14} 5d^7 6s^2$	78 Pt $4f^{14} 5d^9 6s^1$	79 Au $4f^{14} 5d^{10} 6s^1$	80 Hg $4f^{14} 5d^{10} 6s^2$	81 Tl $4f^{14} 5d^{10} 6s^2 6p^1$	82 Pb $4f^{14} 5d^{10} 6s^2 6p^2$	83 Bi $4f^{14} 5d^{10} 6s^2 6p^3$	84 Po $4f^{14} 5d^{10} 6s^2 6p^4$	85 At $4f^{14} 5d^{10} 6s^2 6p^5$	86 Rn $4f^{14} 5d^{10} 6s^2 6p^6$
[Rn]		87 Fr $7s^1$	88 Ra $7s^2$	103 Lr $5f^{14} 6d^1 7s^2$	104 Rf $5f^{14} 6d^2 7s^2$	105 Db $5f^{14} 6d^3 7s^2$	106 Sg $5f^{14} 6d^4 7s^2$	107 Bh $5f^{14} 6d^5 7s^2$	108 Hs $5f^{14} 6d^6 7s^2$	109 Mt $5f^{14} 6d^7 7s^2$	110 Ds	111 Rg	112	113	114	115	116		118
[Xe]	Lanthanide series	57 La $5d^1 6s^2$	58 Ce $4f^1 5d^1 6s^2$	59 Pr $4f^3 6s^2$	60 Nd $4f^4 6s^2$	61 Pm $4f^5 6s^2$	62 Sm $4f^6 6s^2$	63 Eu $4f^7 6s^2$	64 Gd $4f^7 5d^1 6s^2$	65 Tb $4f^9 6s^2$	66 Dy $4f^{10} 6s^2$	67 Ho $4f^{11} 6s^2$	68 Er $4f^{12} 6s^2$	69 Tm $4f^{13} 6s^2$	70 Yb $4f^{14} 6s^2$				
[Rn]	Actinide series	89 Ac $6d^1 7s^2$	90 Th $6d^2 7s^2$	91 Pa $5f^2 6d^1 7s^2$	92 U $5f^3 6d^1 7s^2$	93 Np $5f^4 6d^1 7s^2$	94 Pu $5f^6 7s^2$	95 Am $5f^7 7s^2$	96 Cm $5f^7 6d^1 7s^2$	97 Bk $5f^9 7s^2$	98 Cf $5f^{10} 7s^2$	99 Es $5f^{11} 7s^2$	100 Fm $5f^{12} 7s^2$	101 Md $5f^{13} 7s^2$	102 No $5f^{14} 7s^2$				

Metals
 Metalloids
 Nonmetals

Some Anomalies

	1A 1																	8A 18						
Core	1 H 1s ¹																	2 He 1s ²						
	2A 2																	3A 13	4A 14	5A 15	6A 16	7A 17		
[He]	3 Li 2s ¹	4 Be 2s ²																	5 B 2s ² 2p ¹	6 C 2s ² 2p ²	7 N 2s ² 2p ³	8 O 2s ² 2p ⁴	9 F 2s ² 2p ⁵	10 Ne 2s ² 2p ⁶
[Ne]	11 Na 3s ¹	12 Mg 3s ²	3B 3	4B 4	5B 5	6B 6	7B 7	8B 8 9 10			1B 11	2B 12	13 Al 3s ² 3p ¹	14 Si 3s ² 3p ²	15 P 3s ² 3p ³	16 S 3s ² 3p ⁴	17 Cl 3s ² 3p ⁵	18 Ar 3s ² 3p ⁶						
[Ar]	19 K 4s ¹	20 Ca 4s ²	21 Sc 3d ¹ 4s ²	22 Ti 3d ² 4s ²	23 V 3d ³ 4s ²	24 Cr 3d ⁵ 4s ¹	25 Mn 3d ⁵ 4s ²	26 Fe 3d ⁶ 4s ²	27 Co 3d ⁷ 4s ²	28 Ni 3d ⁸ 4s ²	29 Cu 3d ¹⁰ 4s ¹	30 Zn 3d ¹⁰ 4s ²	31 Ga 3d ¹⁰ 4s ² 4p ¹	32 Ge 3d ¹⁰ 4s ² 4p ²	33 As 3d ¹⁰ 4s ² 4p ³	34 Se 3d ¹⁰ 4s ² 4p ⁴	35 Br 3d ¹⁰ 4s ² 4p ⁵	36 Kr 3d ¹⁰ 4s ² 4p ⁶						
[Kr]	37 Rb 5s ¹	38 Sr 5s ²	39 Y 4d ¹ 5s ²	40 Zr 4d ² 5s ²	41 Nb 4d ⁴ 5s ¹	42 Mo 4d ⁵ 5s ¹	43 Tc 4d ⁵ 5s ²	44 Ru 4d ⁷ 5s ¹	45 Rh 4d ⁸ 5s ¹	46 Pd 4d ¹⁰	47 Ag 4d ¹⁰ 5s ¹	48 Cd 4d ¹⁰ 5s ²	49 In 4d ¹⁰ 5s ² 5p ¹	50 Sn 4d ¹⁰ 5s ² 5p ²	51 Sb 4d ¹⁰ 5s ² 5p ³	52 Te 4d ¹⁰ 5s ² 5p ⁴	53 I 4d ¹⁰ 5s ² 5p ⁵	54 Xe 4d ¹⁰ 5s ² 5p ⁶						
[Xe]	55 Cs 6s ¹	56 Ba 6s ²	71 Lu 4f ¹⁴ 5d ¹ 6s ²	72 Hf 4f ¹⁴ 5d ² 6s ²	73 Ta 4f ¹⁴ 5d ³ 6s ²	74 W 4f ¹⁴ 5d ⁴ 6s ²	75 Re 4f ¹⁴ 5d ⁵ 6s ²	76 Os 4f ¹⁴ 5d ⁶ 6s ²	77 Ir 4f ¹⁴ 5d ⁷ 6s ²	78 Pt 4f ¹⁴ 5d ⁹ 6s ¹	79 Au 4f ¹⁴ 5d ¹⁰ 6s ¹	80 Hg 4f ¹⁴ 5d ¹⁰ 6s ²	81 Tl 4f ¹⁴ 5d ¹⁰ 6s ² 6p ¹	82 Pb 4f ¹⁴ 5d ¹⁰ 6s ² 6p ²	83 Bi 4f ¹⁴ 5d ¹⁰ 6s ² 6p ³	84 Po 4f ¹⁴ 5d ¹⁰ 6s ² 6p ⁴	85 At 4f ¹⁴ 5d ¹⁰ 6s ² 6p ⁵	86 Rn 4f ¹⁴ 5d ¹⁰ 6s ² 6p ⁶						
[Rn]	87 Fr 7s ¹	88 Ra 7s ²	103 Lr 5f ¹⁴ 6d ¹ 7s ²	104 Rf 5f ¹⁴ 6d ² 7s ²	105 Db 5f ¹⁴ 6d ³ 7s ²	106 Sg 5f ¹⁴ 6d ⁴ 7s ²	107 Bh 5f ¹⁴ 6d ⁵ 7s ²	108 Hs 5f ¹⁴ 6d ⁶ 7s ²	109 Mt 5f ¹⁴ 6d ⁷ 7s ²	110 Ds	111 Rg	112	113	114	115	116		118						
[Xe]	Lanthanide series		57 La 5d ¹ 6s ²	58 Ce 4f ¹ 5d ¹ 6s ²	59 Pr 4f ³ 6s ²	60 Nd 4f ⁴ 6s ²	61 Pm 4f ⁵ 6s ²	62 Sm 4f ⁶ 6s ²	63 Eu 4f ⁷ 6s ²	64 Gd 4f ⁷ 5d ¹ 6s ²	65 Tb 4f ⁹ 6s ²	66 Dy 4f ¹⁰ 6s ²	67 Ho 4f ¹¹ 6s ²	68 Er 4f ¹² 6s ²	69 Tm 4f ¹³ 6s ²	70 Yb 4f ¹⁴ 6s ²								
[Rn]	Actinide series		89 Ac 6d ¹ 7s ²	90 Th 6d ² 7s ²	91 Pa 5f ² 6d ¹ 7s ²	92 U 5f ³ 6d ¹ 7s ²	93 Np 5f ⁴ 6d ¹ 7s ²	94 Pu 5f ⁶ 7s ²	95 Am 5f ⁷ 7s ²	96 Cm 5f ⁷ 6d ¹ 7s ²	97 Bk 5f ⁹ 7s ²	98 Cf 5f ¹⁰ 7s ²	99 Es 5f ¹¹ 7s ²	100 Fm 5f ¹² 7s ²	101 Md 5f ¹³ 7s ²	102 No 5f ¹⁴ 7s ²								

- This occurs because the 4s and 3d orbitals are very close in energy.
- These anomalies occur in f-block atoms, as well.