

**Stoichiometry:  
Calculations with Chemical  
Formulas and Equations**

# Law of Conservation of Mass

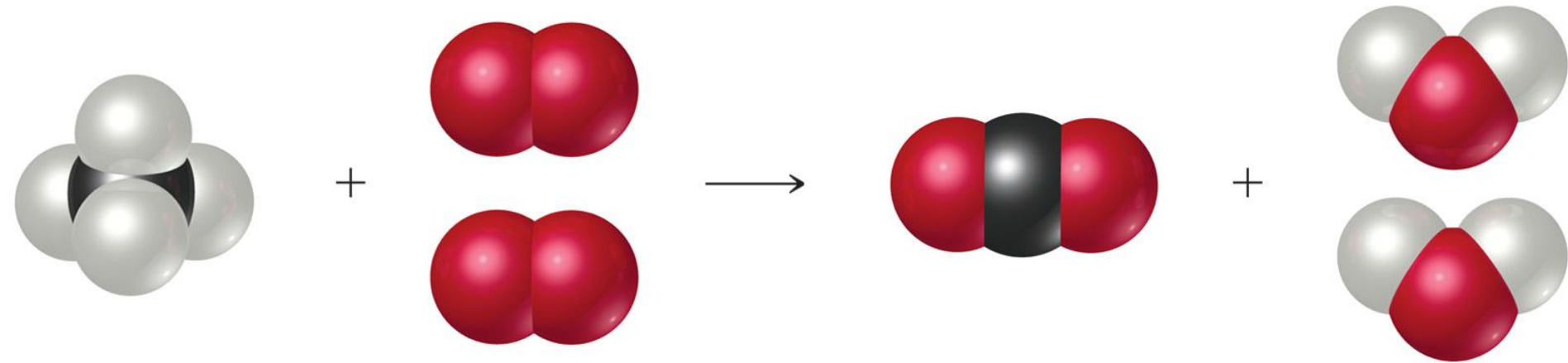


“We may lay it down as an incontestable axiom that, in all the operations of art and nature, nothing is created; an equal amount of matter exists both before and after the experiment. Upon this principle, the whole art of performing chemical experiments depends.”

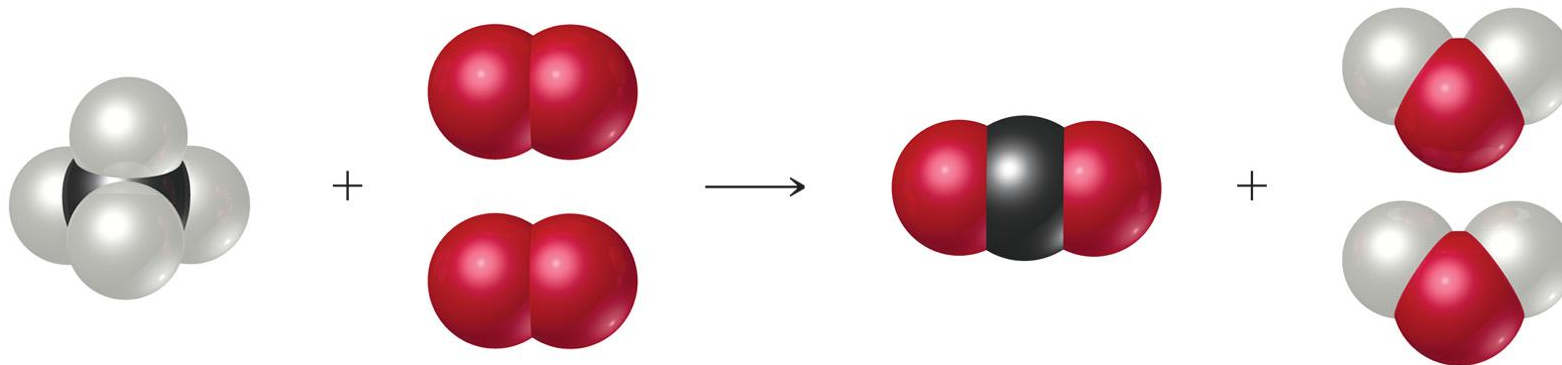
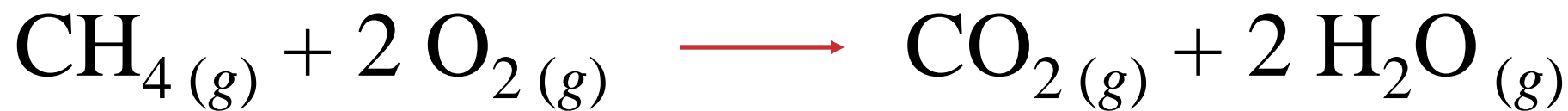
--Antoine Lavoisier, 1789

# Chemical Equations

Concise representations of chemical reactions



# Anatomy of a Chemical Equation



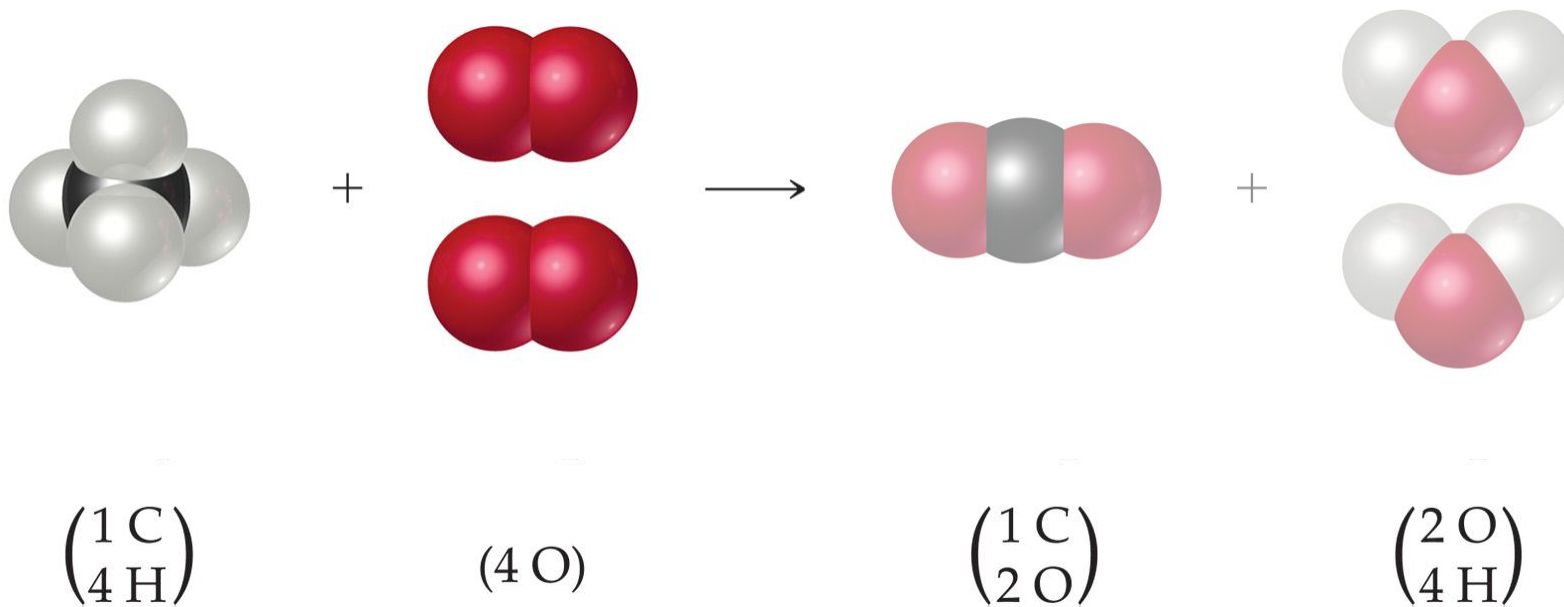
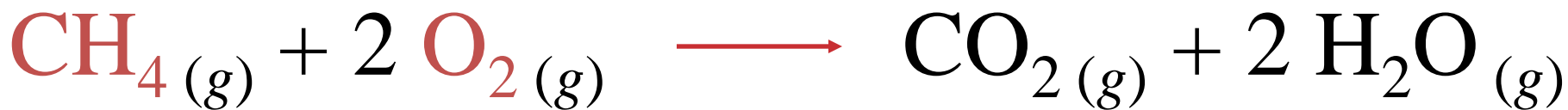
$\begin{pmatrix} 1 \text{ C} \\ 4 \text{ H} \end{pmatrix}$

$(4 \text{ O})$

$\begin{pmatrix} 1 \text{ C} \\ 2 \text{ O} \end{pmatrix}$

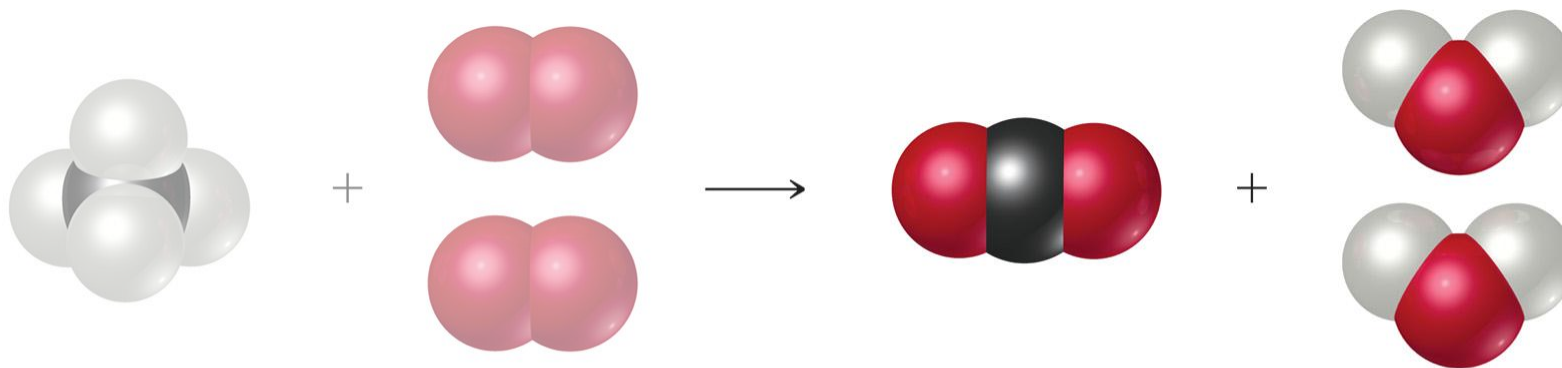
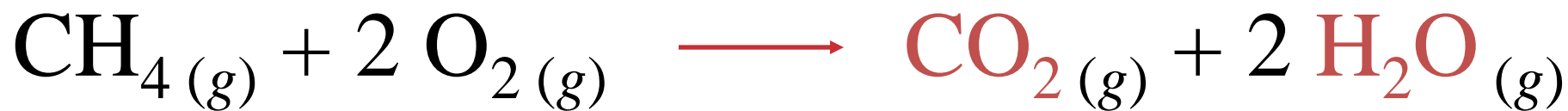
$\begin{pmatrix} 2 \text{ O} \\ 4 \text{ H} \end{pmatrix}$

# Anatomy of a Chemical Equation



**Reactants** appear on the left side of the equation.

# Anatomy of a Chemical Equation



$\begin{pmatrix} 1 \text{ C} \\ 4 \text{ H} \end{pmatrix}$

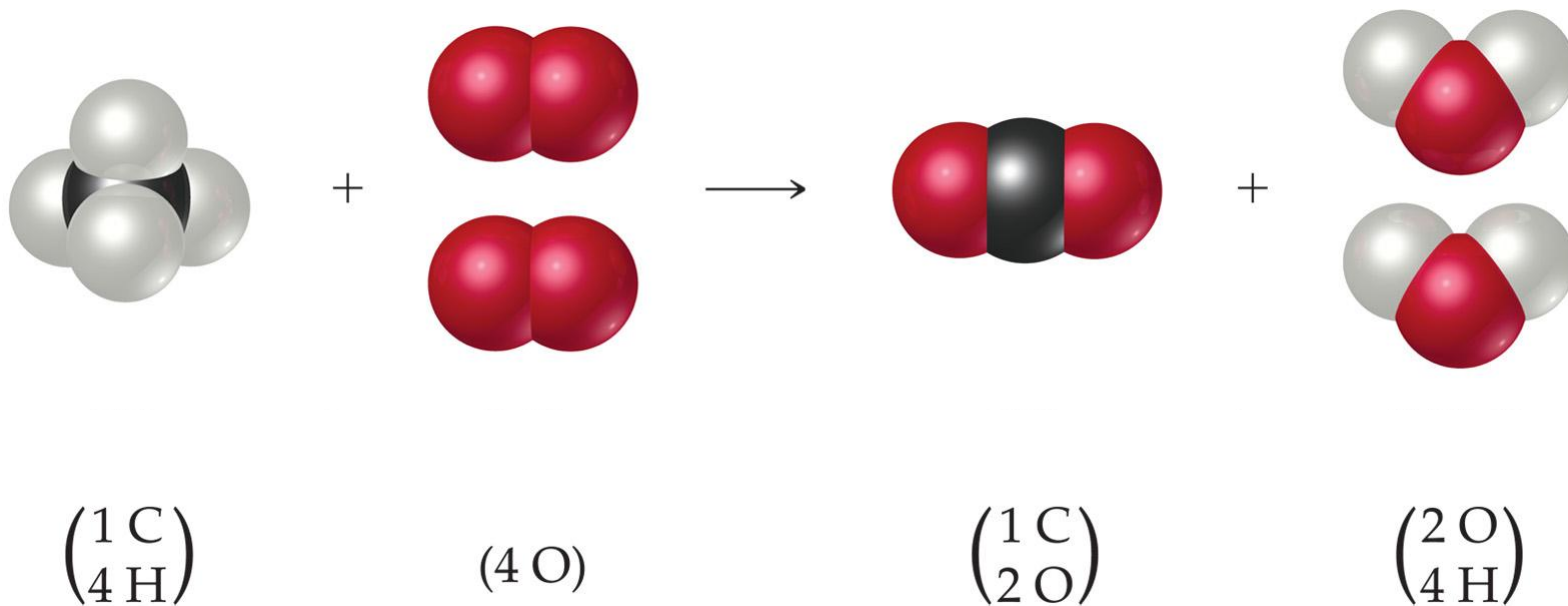
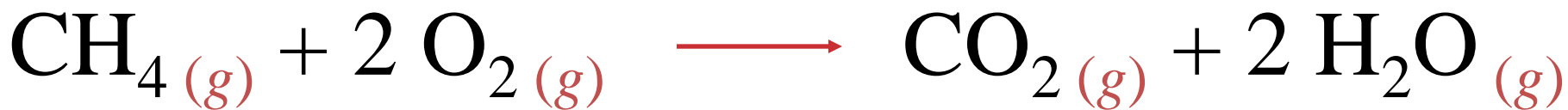
$(4 \text{ O})$

$\begin{pmatrix} 1 \text{ C} \\ 2 \text{ O} \end{pmatrix}$

$\begin{pmatrix} 2 \text{ O} \\ 4 \text{ H} \end{pmatrix}$

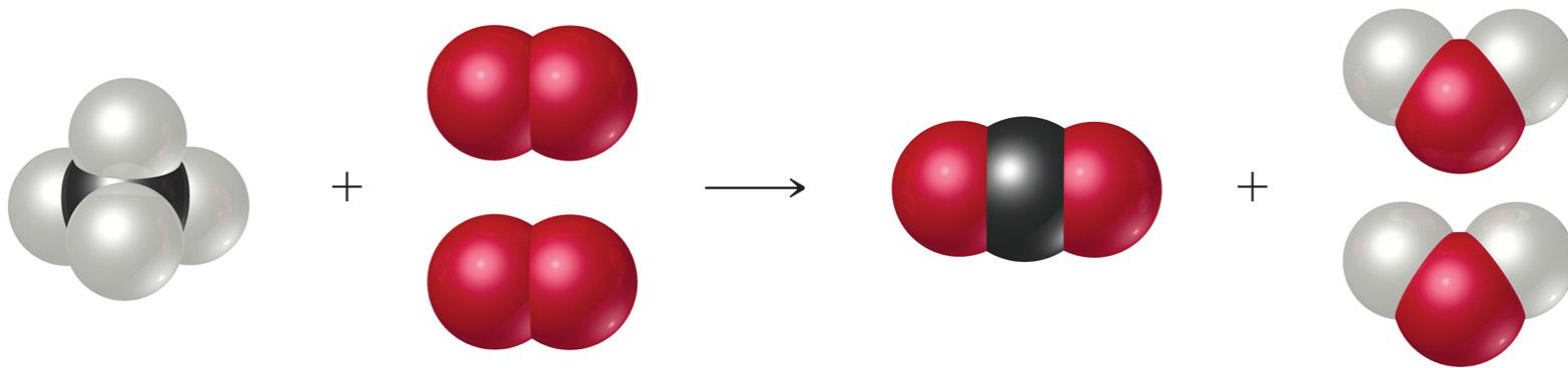
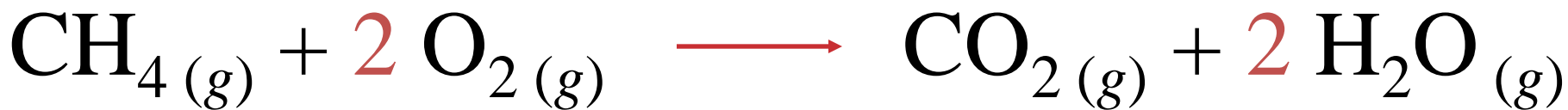
**Products** appear on the right side of the equation.

# Anatomy of a Chemical Equation



The **states** of the reactants and products are written in parentheses to the right of each compound.

# Anatomy of a Chemical Equation



$\begin{pmatrix} 1 \text{ C} \\ 4 \text{ H} \end{pmatrix}$

$(4 \text{ O})$

$\begin{pmatrix} 1 \text{ C} \\ 2 \text{ O} \end{pmatrix}$

$\begin{pmatrix} 2 \text{ O} \\ 4 \text{ H} \end{pmatrix}$

**Coefficients** are inserted to  
balance the equation.



# Subscripts and Coefficients Give Different Information

Chemical symbol	Meaning	Composition
$\text{H}_2\text{O}$	One molecule of water:	Two H atoms and one O atom
$2 \text{H}_2\text{O}$	Two molecules of water:	Four H atoms and two O atoms

- Subscripts tell the number of atoms of each element in a molecule

# Subscripts and Coefficients Give Different Information

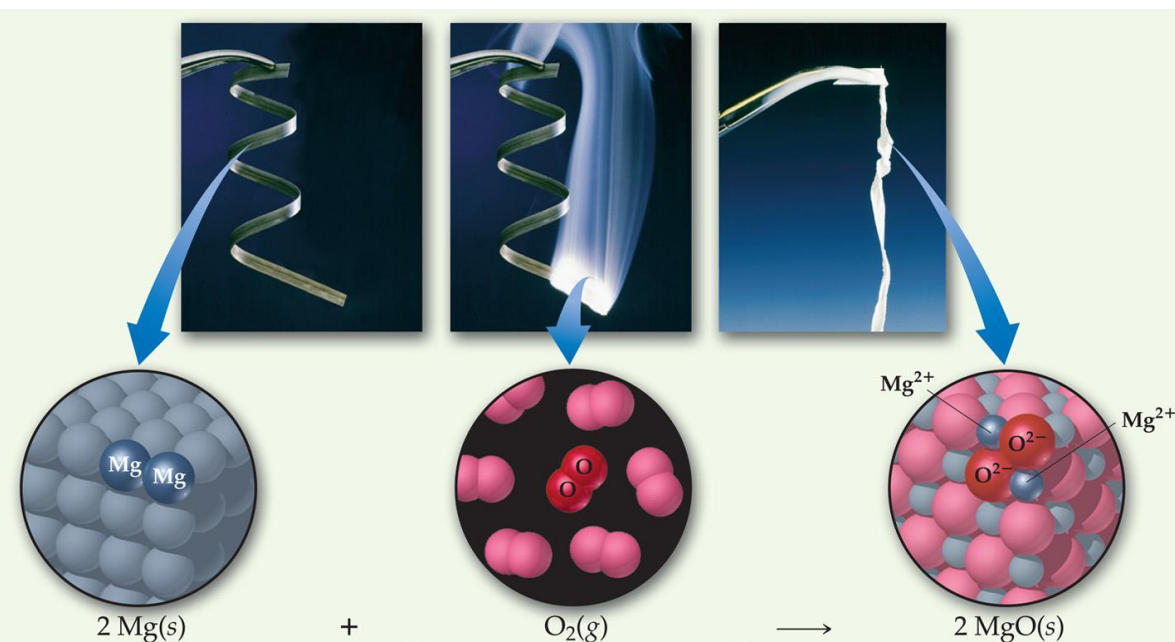
Chemical symbol	Meaning	Composition
$\text{H}_2\text{O}$	One molecule of water:	Two H atoms and one O atom
$2 \text{H}_2\text{O}$	Two molecules of water:	Four H atoms and two O atoms

- Subscripts tell the number of atoms of each element in a molecule
- Coefficients tell the number of molecules

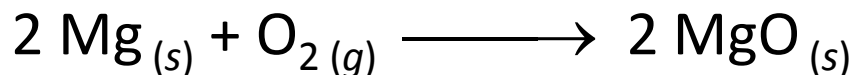
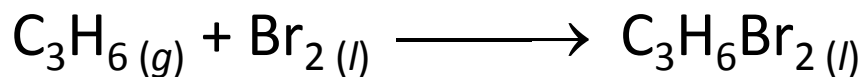
# Reaction Types

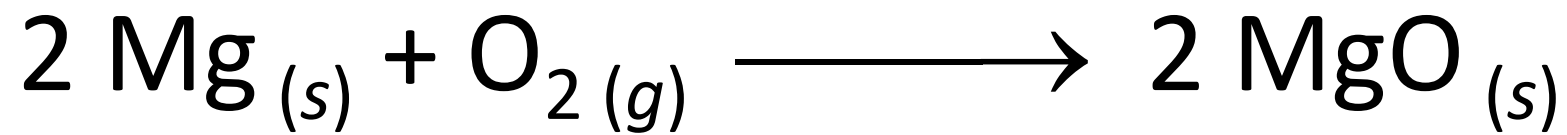
# Combination Reactions

- Two or more substances react to form one product

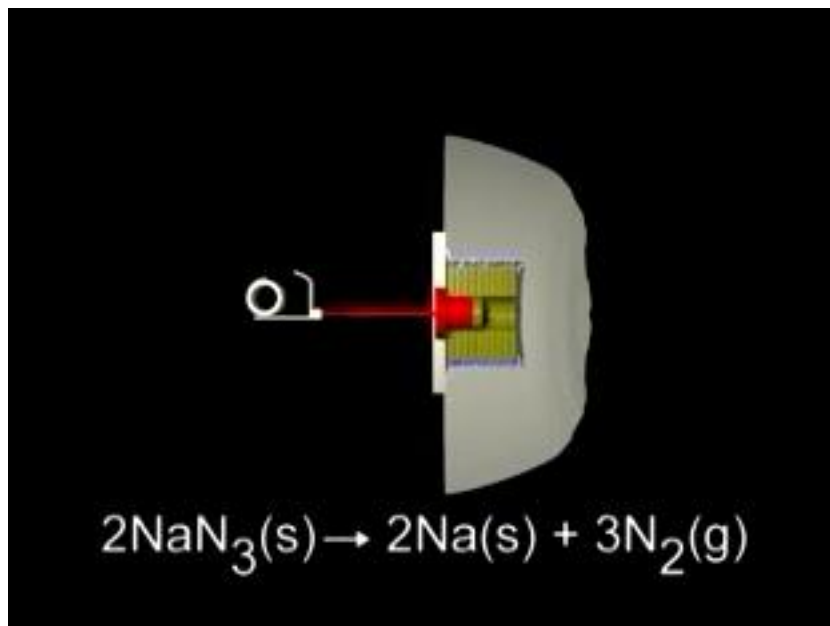


- Examples:



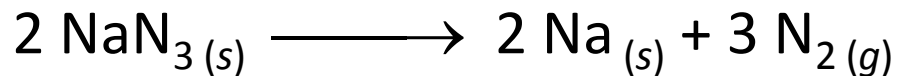
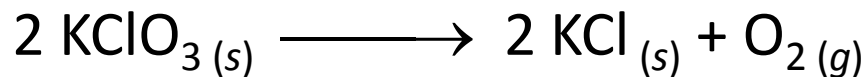



# Decomposition Reactions



- One substance breaks down into two or more substances

- Examples:

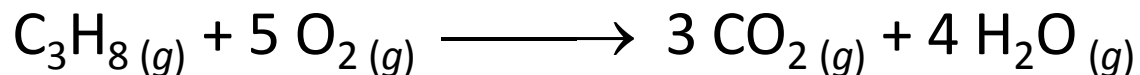
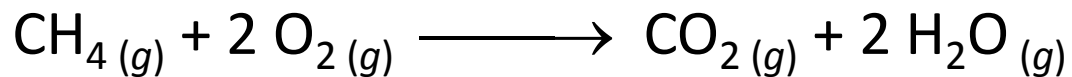


# Combustion Reactions



- Rapid reactions that produce a flame
- Most often involve hydrocarbons reacting with oxygen in the air

- Examples:



Formula  
Weights



# Formula Weight (FW)

- Sum of the atomic weights for the atoms in a chemical formula
- So, the formula weight of calcium chloride,  $\text{CaCl}_2$ , would be

$$\begin{array}{r} \text{Ca: } 1(40.1 \text{ amu}) \\ + \text{Cl: } 2(35.5 \text{ amu}) \\ \hline 111.1 \text{ amu} \end{array}$$

- These are generally reported for ionic compounds

# Molecular Weight (MW)

- Sum of the atomic weights of the atoms in a molecule
- For the molecule ethane,  $C_2H_6$ , the molecular weight would be

$$\begin{array}{r} \text{C: } 2(12.0 \text{ amu}) \\ + \text{H: } 6(1.0 \text{ amu}) \\ \hline 30.0 \text{ amu} \end{array}$$

# Percent Composition

One can find the percentage of the mass of a compound that comes from each of the elements in the compound by using this equation:

$$\% \text{ element} = \frac{(\text{number of atoms})(\text{atomic weight})}{(\text{FW of the compound})} \times 100$$

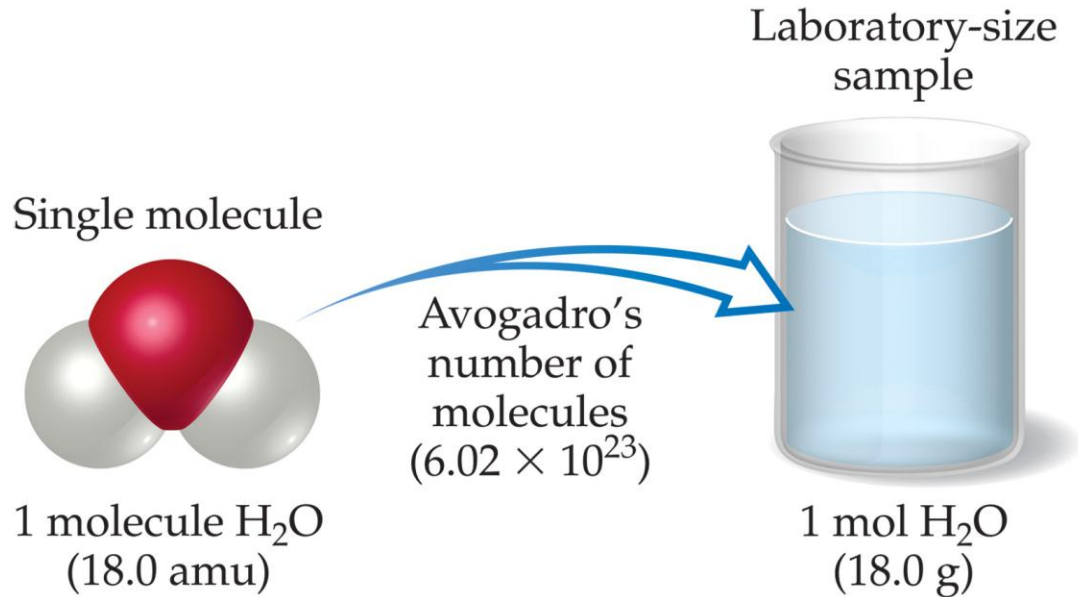
# Percent Composition

So the percentage of carbon in ethane is...

$$\begin{aligned}\%C &= \frac{(2)(12.0 \text{ amu})}{(30.0 \text{ amu})} \\ &= \frac{24.0 \text{ amu}}{30.0 \text{ amu}} \times 100 \\ &= 80.0\%\end{aligned}$$

Moles

# Avogadro's Number

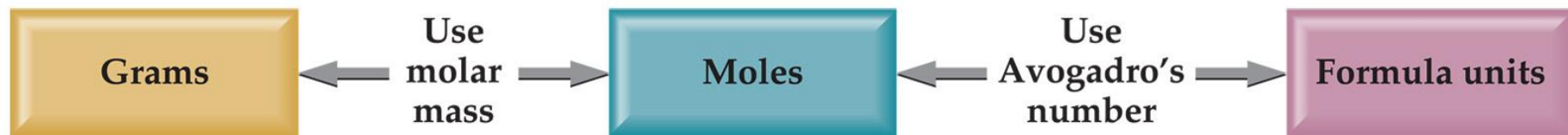


- $6.02 \times 10^{23}$
- 1 mole of  $^{12}\text{C}$  has a mass of 12 g

# Molar Mass

- By definition, these are the mass of 1 mol of a substance (i.e., g/mol)
  - The molar mass of an element is the mass number for the element that we find on the periodic table
  - The formula weight (in amu's) will be the same number as the molar mass (in g/mol)

# Using Moles



Moles provide a bridge from the molecular scale to the real-world scale



# Mole Relationships

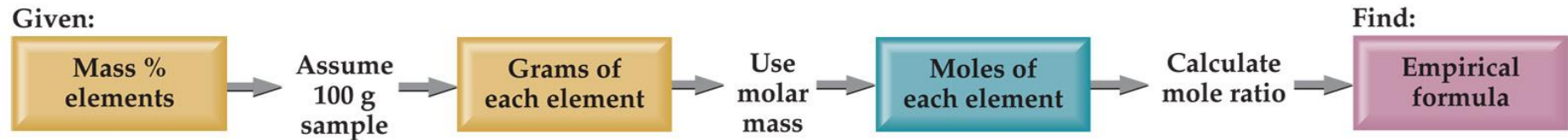
Name of substance	Formula	Formula Weight (amu)	Molar Mass (g/mol)	Number and Kind of Particles in One Mole
Atomic nitrogen	N	14.0	14.0	$6.022 \times 10^{23}$ N atoms
Molecular nitrogen	N <sub>2</sub>	28.0	28.0	$\left\{ \begin{array}{l} 6.022 \times 10^{23} \text{ N}_2 \text{ molecules} \\ 2(6.022 \times 10^{23}) \text{ N atoms} \end{array} \right.$
Silver	Ag	107.9	107.9	$6.022 \times 10^{23}$ Ag atoms
Silver ions	Ag <sup>+</sup>	107.9 <sup>a</sup>	107.9	$6.022 \times 10^{23}$ Ag <sup>+</sup> ions
Barium chloride	BaCl <sub>2</sub>	208.2	208.2	$\left\{ \begin{array}{l} 6.022 \times 10^{23} \text{ BaCl}_2 \text{ units} \\ 6.022 \times 10^{23} \text{ Ba}^{2+} \text{ ions} \\ 2(6.022 \times 10^{23}) \text{ Cl}^- \text{ ions} \end{array} \right.$

<sup>a</sup>Recall that the electron has negligible mass; thus, ions and atoms have essentially the same mass.

- One mole of atoms, ions, or molecules contains Avogadro's number of those particles
- One mole of molecules or formula units contains Avogadro's number times the number of atoms or ions of each element in the compound

# Finding Empirical Formulas

# Calculating Empirical Formulas



One can calculate the empirical formula from the percent composition

# Calculating Empirical Formulas

The compound *para*-aminobenzoic acid (you may have seen it listed as PABA on your bottle of sunscreen) is composed of carbon (61.31%), hydrogen (5.14%), nitrogen (10.21%), and oxygen (23.33%). Find the empirical formula of PABA.

# Calculating Empirical Formulas

Assuming 100.00 g of *para*-aminobenzoic acid,

C:	61.31 g x	$\frac{1 \text{ mol}}{12.01 \text{ g}}$	<del><math>= 5.105 \text{ mol C}</math></del>
H:	5.14 g x	$\frac{1 \text{ mol}}{1.01 \text{ g}}$	<del><math>= 5.09 \text{ mol H}</math></del>
N:	10.21 g x	$\frac{1 \text{ mol}}{14.01 \text{ g}}$	<del><math>= 0.7288 \text{ mol N}</math></del>
O:	23.33 g x	$\frac{1 \text{ mol}}{16.00 \text{ g}}$	<del><math>= 1.456 \text{ mol O}</math></del>

# Calculating Empirical Formulas

Calculate the mole ratio by dividing by the smallest number of moles:

$$\text{C: } \frac{5.105 \text{ mol}}{0.7288 \text{ mol}} = 7.005 \approx 7$$

$$\text{H: } \frac{5.09 \text{ mol}}{0.7288 \text{ mol}} = 6.984 \approx 7$$

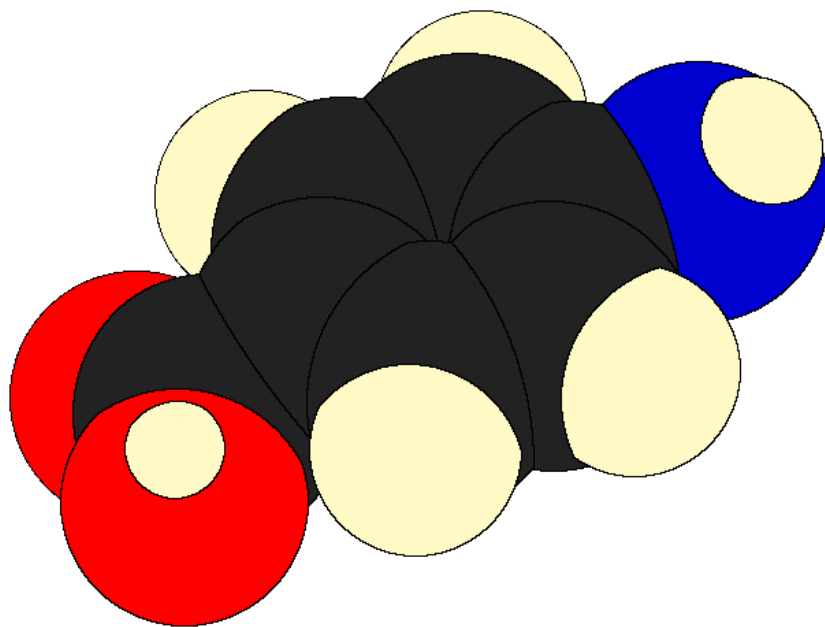
$$\text{N: } = 1.000$$

$$\text{O: } \frac{0.7288 \text{ mol}}{0.7288 \text{ mol}} = 2.001 \approx 2$$

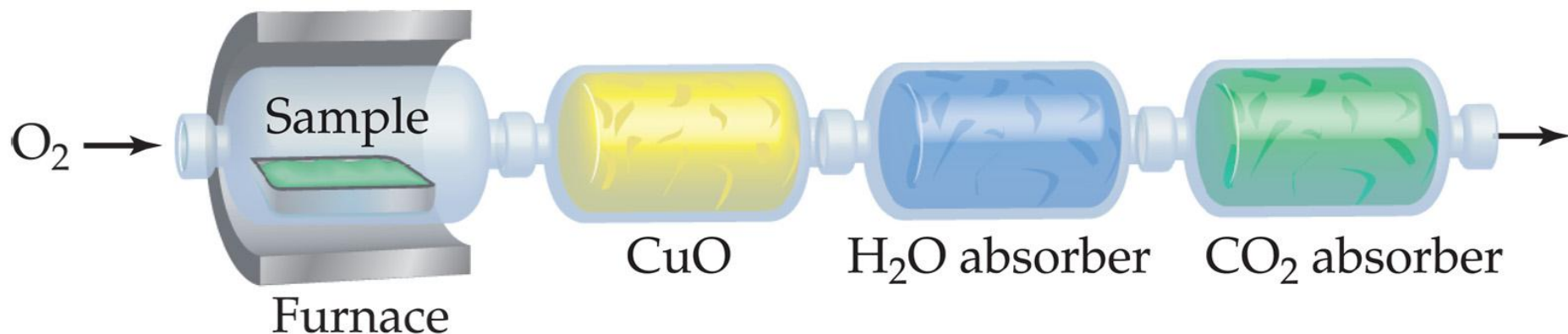
$$\frac{1.458 \text{ mol}}{0.7288 \text{ mol}}$$

# Calculating Empirical Formulas

These are the subscripts for the empirical formula:



# Combustion Analysis



- Compounds containing C, H and O are routinely analyzed through combustion in a chamber like this
  - C is determined from the mass of  $CO_2$  produced
  - H is determined from the mass of  $H_2O$  produced
  - O is determined by difference after the C and H have been determined






# Elemental Analyses



Compounds containing other elements are analyzed using methods analogous to those used for C, H and O

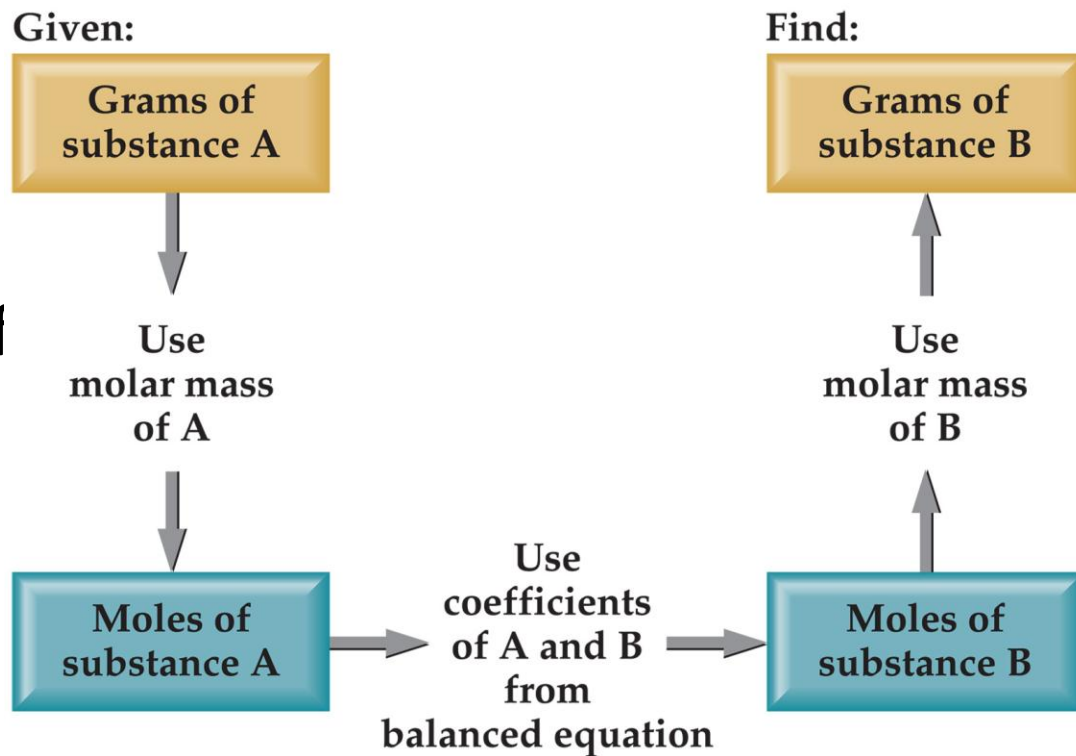
# Stoichiometric Calculations

Equation:	$2 \text{H}_2(\text{g})$	+	$\text{O}_2(\text{g})$	$\longrightarrow$	$2 \text{H}_2\text{O}(\text{l})$
Molecules:	2 molecules $\text{H}_2$	+	1 molecule $\text{O}_2$	$\longrightarrow$	2 molecules $\text{H}_2\text{O}$
					
Mass (amu):	4.0 amu $\text{H}_2$	+	32.0 amu $\text{O}_2$	$\longrightarrow$	36.0 amu $\text{H}_2\text{O}$
Amount (mol):	2 mol $\text{H}_2$	+	1 mol $\text{O}_2$	$\longrightarrow$	2 mol $\text{H}_2\text{O}$
Mass (g):	4.0 g $\text{H}_2$	+	32.0 g $\text{O}_2$	$\longrightarrow$	36.0 g $\text{H}_2\text{O}$

The coefficients in the balanced equation give the ratio of *moles* of reactants and products

# Stoichiometric Calculations

From the mass of Substance A you can use the ratio of the coefficients of A and B to calculate the mass of Substance B formed (if it's a product) or used (if it's a reactant)





# Limiting Reactants

# How Many Cookies Can I Make?



- You can make cookies until you run out of one of the ingredients
- Once this family runs out of sugar, they will stop making cookies (at least any cookies you would want to eat)

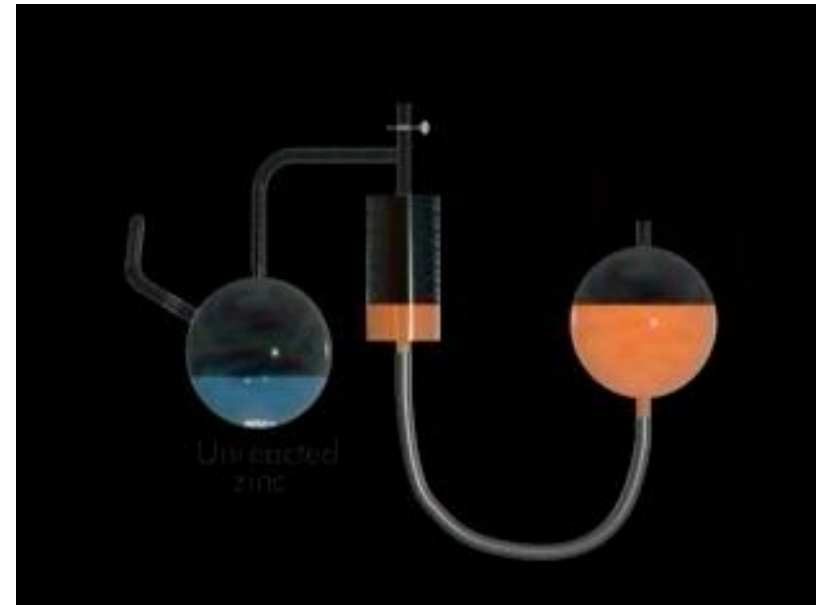
# How Many Cookies Can I Make?



- In this example the sugar would be the **limiting reactant**, because it will limit the amount of cookies you can make

# Limiting Reactants

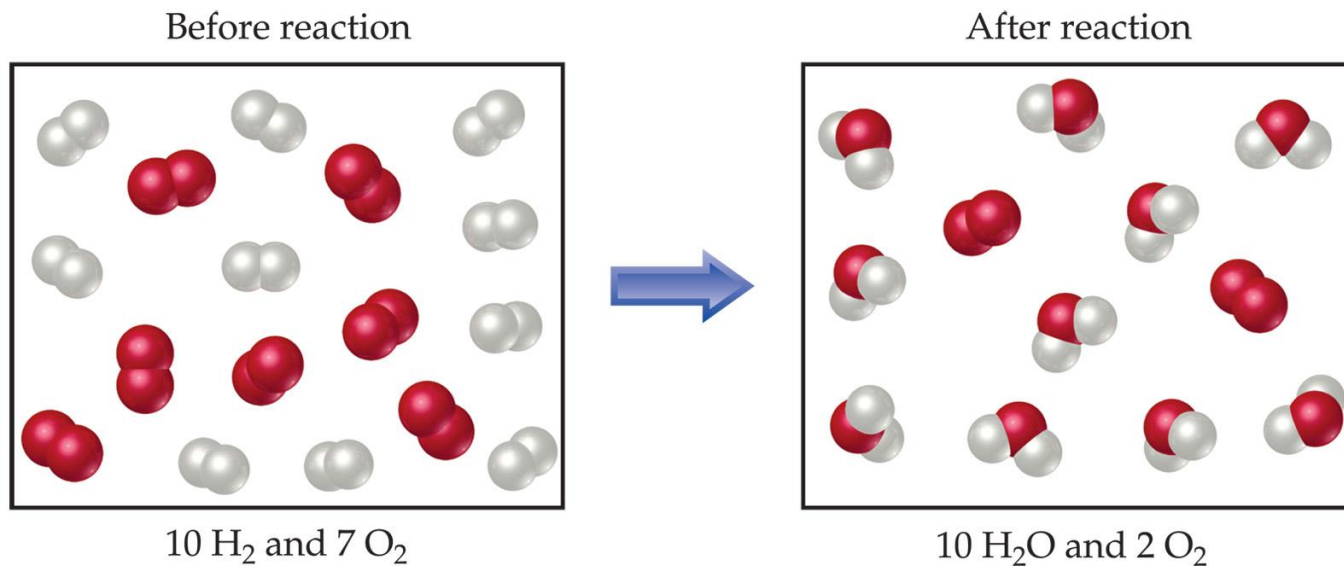
The limiting reactant is the reactant present in the smallest stoichiometric amount





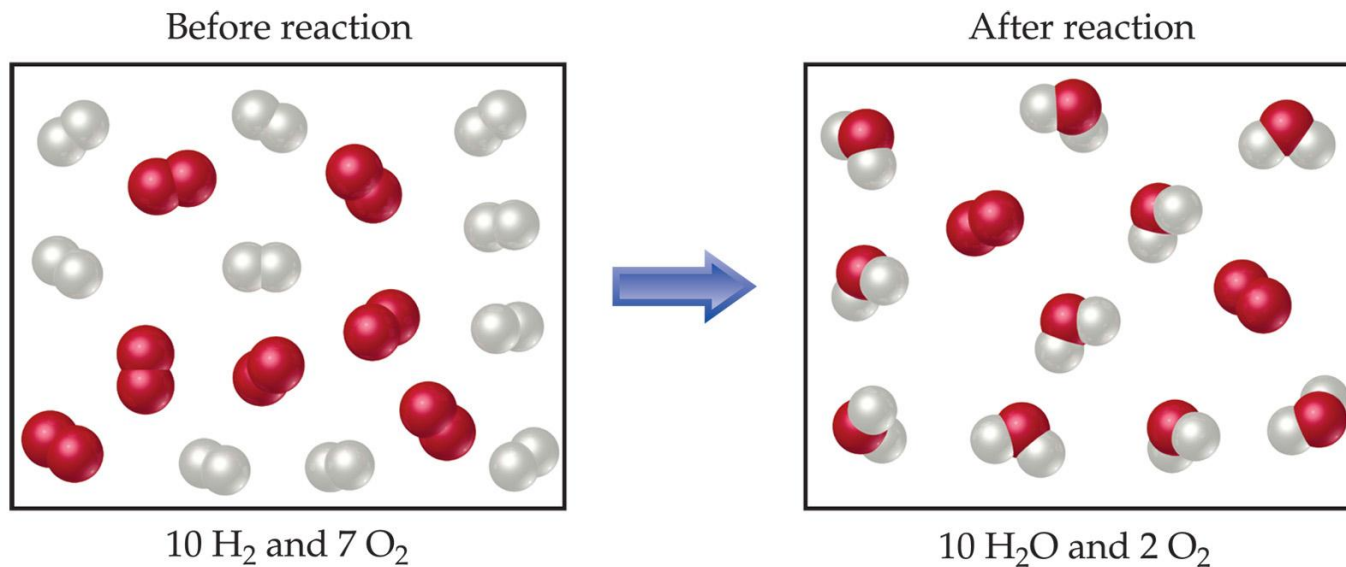
# Limiting Reactants

- The limiting reactant is the reactant present in the smallest stoichiometric amount
  - In other words, it's the reactant you'll run out of first (in this case, the  $\text{H}_2$ )



# Limiting Reactants

In the example below, the  $O_2$  would be the **excess reagent**



# Theoretical Yield

- The theoretical yield is the amount of product that can be made
  - In other words it's the amount of product possible as calculated through the stoichiometry problem
- This is different from the actual yield, the amount one actually produces and measures

# Percent Yield

A comparison of the amount actually obtained to the amount it was possible to make

$$\text{Percent Yield} = \frac{\text{Actual Yield}}{\text{Theoretical Yield}} \times 100$$