


**DIKTAT**  
**MATA KULIAH PIANO 2**



OLEH :

PANCA PUTRI RUSDEWANTI, S.PD

F.XAVERIA DIAH K., S.PD, M.A.

**JURUSAN PENDIDIKAN SENI MUSIK**  
**FAKULTAS BAHASA DAN SENI**  
**UNIVERSITAS NEGERI YOGYAKARTA**

2011

## Satuan Acara Pembelajaran

### Pertemuan 1

1. Memainkan tangganada dan trinada 4# : E Mayor dan Cis minor
2. Etude 1
3. Lagu Cotton Pickin ' Fingers

### Pertemuan 2

1. Memainkan tangganada dan trinada 5# : B Mayor dan G minor
2. Etude 2
3. Lagu The Traffic Signs

### Pertemuan 3

1. Memainkan tangganada dan trinada 6# : Fis Mayor dan Dis minor
2. Etude 3
3. Lagu Nina Bobo

### Pertemuan 4

1. Memainkan tangganada dan trinada 7# : Cis Mayor dan Ais minor
2. Etude 4
3. Lagu Srolling Mucisian

### Pertemuan 5

1. Memainkan tangganada dan trinada 4b : As Mayor dan f minor
2. Etude 5
3. Lagu Drunken Saylor

### Pertemuan 6

1. Memainkan tangganada dan trinada 5b : Des Mayor dan Bes minor
2. Etude 6
3. Lagu Scherzino

### Pertemuan 7

1. Memainkan tangganada dan trinada 6b : Ges Mayor dan Es minor
2. Etude 7
3. Lagu Ampar Ampar Pisang

### Pertemuan 8

1. Memainkan tangganada dan trinada 7b : Ces Mayor dan As minor
2. Etude 8
3. Lagu The Sleigh

### Pertemuan 9

#### **Mid Semester (UTS)**

### Pertemuan 10

1. Etude 9
2. Lagu Ungarischer Tanz Nr.5

Pertemuan 11

1. Etude 10
2. Lagu Karena Cinta

Pertemuan 12

1. Lagu Mars UNY
2. Lagu Waltz

Pertemuan 13

1. Lagu Hymne UNY
2. Lagu The God Father

Pertemuan 14

**Duet Piano 4 tangan**

1. Lagu Magic Flute
2. Lagu O 'Du Lieber

Pertemuan 15

**Duet Piano Iringan ( vokal, biola, flute)**

1. Lagu La Ci Giovani
2. Now is the Month

Pertemuan 16

**Persiapan untuk UAS.**

**Catatan :**

**Ketentuan Perkuliahan :**

1. Mahasiswa wajib mempersiapkan tugas dan/atau latihan yang diberikan oleh dosen pembimbing pada pertemuan sebelumnya,
2. Mahasiswa wajib mengikuti perkuliahan sampai selesai,
3. Mahasiswa wajib berpakaian wajar, rapi, dan sopan, serta menggunakan sepatu,
4. Mahasiswa wajib me-nonaktif-kan *handphone* selama perkuliahan berlangsung,
5. Dalam menentukan nilai akhir digunakan prosentase sebagai berikut

Tugas/Latihan	:	50%
UTS + UAS	:	40%
Kehadiran	:	10%

**Sumber Materi Perkuliahan**

1. Latifah Kodijat-Marzuki : Tangganada dan Trinada
2. Latifah Kodijat-Marzuki : Piano Kawanku 1
3. John Thompson : Modern Course for the Piano, 1th
4. F. Beyer : Vorschule im Klavierspiel Op. 101
5. - : The Jacks and Jills Piano Second and Third
6. - : 57 Piano Pieces For Children
7. - : Piano Love Sound
8. Yamaha : Piano 2 dan Piano 3



# ETUDE 1

The image displays a musical score for "ETUDE 1" in 2/4 time with a key signature of three sharps (F#, C#, G#). The score is presented in two systems, each with a grand staff (treble and bass clefs).  
The first system consists of four measures. The right hand (treble clef) plays a sequence of eighth notes: G4, A4, B4, C5, D5, E5, F#5, G5. The left hand (bass clef) plays a sequence of eighth notes: G3, A3, B3, C4, D4, E4, F#4, G4. Both hands feature triplet markings over the final three notes of the sequence.  
The second system also consists of four measures. The right hand begins with a sixteenth-note triplet: G4, A4, B4. This is followed by a quarter note G4, a quarter note F#4, and a quarter note E4. The left hand plays a sixteenth-note triplet: G3, A3, B3, followed by a quarter note G3, a quarter note F#3, and a quarter note E3. The piece concludes with a double bar line.

# Cotton-pickin' Fingers

Allegro

The first system of musical notation consists of a grand staff with a treble clef on the upper staff and a bass clef on the lower staff. The key signature is three sharps (F#, C#, G#) and the time signature is common time (C). The treble staff contains a melodic line with eighth and sixteenth notes, including triplets and slurs. The bass staff contains a bass line with chords and single notes.

The second system of musical notation continues the piece. It features similar notation to the first system, with a melodic line in the treble clef and a bass line in the bass clef. The system concludes with the word "Fine" written in the right margin.

The third system of musical notation continues the piece. It features similar notation to the first system, with a melodic line in the treble clef and a bass line in the bass clef. The system concludes with the word "Fine" written in the right margin.

The fourth system of musical notation continues the piece. It features similar notation to the first system, with a melodic line in the treble clef and a bass line in the bass clef. The system concludes with the word "D.S. al Fine" written in the right margin.

# Tangganada B mayor

Two staves of piano accompaniment for the piece 'Tangganada B mayor'. The music is in B major (two sharps) and 3/4 time. The right hand features a melodic line with various triplets and slurs. The left hand provides a harmonic accompaniment with chords and moving lines. Fingering numbers (1-5) are indicated throughout the piece.

A single staff of music showing the melodic line for 'Tangganada B mayor'. It consists of a sequence of eighth and sixteenth notes with slurs and triplets. The piece concludes with a fermata over a dotted line labeled '8', indicating an 8-measure rest.

# Tangganada gis minor

HARMONIS:

Two staves of piano accompaniment for the piece 'Tangganada gis minor'. The music is in G minor (two sharps) and 3/4 time. The right hand features a melodic line with various triplets and slurs. The left hand provides a harmonic accompaniment with chords and moving lines. Fingering numbers (1-5) and 'x' marks are indicated throughout the piece.

TRINADA:

A single staff of music showing the melodic line for 'Tangganada gis minor'. It consists of a sequence of eighth and sixteenth notes with slurs and triplets. The piece concludes with a fermata over a dotted line labeled '8', indicating an 8-measure rest.

# ETUDE 2

F. BEYER

The first system of musical notation consists of two staves. The key signature is three sharps (F#, C#, G#) and the time signature is 3/4. The treble clef staff contains a sequence of eighth notes: F#4, G#4, A4, B4, C5, D5, E5, F#5, G#5, A5, B5, C6, D6, E6, F#6, G#6, A6, B6, C7. Fingering numbers 1, 2, 3, 5, 2, 5 are written below the notes. The bass clef staff contains a sequence of eighth notes: F#3, G#3, A3, B3, C4, D4, E4, F#4, G#4, A4, B4, C5, D5, E5, F#5, G#5, A5, B5, C6. Fingering numbers 5, 4, 1, 3, 1, 2, 1 are written above the notes.

The second system of musical notation consists of two staves. The key signature is three sharps (F#, C#, G#) and the time signature is 3/4. The treble clef staff contains a sequence of eighth notes: F#4, G#4, A4, B4, C5, D5, E5, F#5, G#5, A5, B5, C6, D6, E6, F#6, G#6, A6, B6, C7. The bass clef staff contains a sequence of eighth notes: F#3, G#3, A3, B3, C4, D4, E4, F#4, G#4, A4, B4, C5, D5, E5, F#5, G#5, A5, B5, C6. The system concludes with a double bar line.



# THE TRAFFIC SIGNS

Moderato

The musical score is written for piano in 2/4 time with a key signature of three sharps (F#, C#, G#). It consists of four systems of two staves each (treble and bass clef). Fingerings are indicated by numbers 1-5. The piece concludes with a double bar line at the end of the fourth system.

**System 1:**  
Treble clef: Quarter notes G4 (finger 3), A4, B4, C5.  
Bass clef: Quarter notes F3 (finger 5), G3 (finger 3), A3, B3 (finger 4).

**System 2:**  
Treble clef: Quarter notes C5, B4, A4, G4 (finger 2).  
Bass clef: Quarter notes F3 (finger 2), G3 (finger 1), A3, B3.

**System 3:**  
Treble clef: Quarter notes G4, A4, B4, C5.  
Bass clef: Quarter notes F3, G3, A3, B3.

**System 4:**  
Treble clef: Quarter notes C5, B4, A4, G4.  
Bass clef: Quarter notes F3, G3, A3, B3.

# Tangganada Fis mayor

# Tangganada dis minor

HARMONIS:

TRINADA:

# ETUDE 3

JANINA CARSCIA

The first system of musical notation consists of two staves. The upper staff is in treble clef, and the lower staff is in bass clef. Both staves are in the key of D major (indicated by two sharps) and 4/4 time. The first measure of the upper staff contains a half note D5 with a '3' above it, followed by a quarter note E5 with a '3' below it. The second measure contains a half note F#5 with a '3' below it, followed by a quarter note G5 with a '3' below it. The third measure contains a quarter note A5, a quarter note B5, a quarter note C#6, and a quarter note D6. The fourth measure contains a quarter note E6, a quarter note F#6, a quarter note G6, and a quarter note A6. The bass staff contains a half note D4 with a '1' above it and a '5' below it, followed by a half note D4 with a '1' above it and a '5' below it. The third and fourth measures each contain a half note D4 with a '1' above it and a '5' below it.

The second system of musical notation consists of two staves. The upper staff is in treble clef, and the lower staff is in bass clef. Both staves are in the key of D major and 4/4 time. The first measure of the upper staff contains a quarter note D5 with a '3' below it, followed by a quarter note E5 with a '1' below it. The second measure contains a quarter note F#5, a quarter note G5, and a quarter note A5. The third measure contains a quarter note B5 with a '3' below it, a quarter note C#6 with a '2' below it, a quarter note D6, and a quarter note E6. The fourth measure contains a quarter note F#6, a quarter note G6, and a quarter note A6. The fifth measure contains a half note D6. The bass staff contains a half note D4 with a '1' above it and a '5' below it, followed by a half note D4 with a '1' above it and a '5' below it. The third and fourth measures each contain a half note D4 with a '1' above it and a '5' below it. The fifth measure contains a half note D4 with a '1' above it and a '5' below it.

# NINA BOBO

The image displays a piano score for the piece "NINA BOBO". The score is written in F# major (indicated by four sharps: F#, C#, G#, D#) and 4/4 time. It consists of four systems of music, each with a treble and bass staff. Fingerings are indicated by numbers 1-5 below the notes.

**System 1:**  
Treble: 4 3 2 1 4 1 4 2  
Bass: 2 1 2 1 3 2 4 2 1

**System 2:**  
Treble: 2 1 2 3 5 4 3 2  
Bass: 1 4 3 4 1 2

**System 3:**  
Treble: 2 3 1 2  
Bass: (no fingerings shown)

**System 4:**  
Treble: 3 5 2 1 3 4 3 2  
Bass: 4 3 2 1 2 3 1

## Tangganada Cis mayor

First system of musical notation for Tanganada Cis mayor, consisting of a treble and bass staff. The treble staff contains a melodic line with fingerings: 2 3 1 2 3 4 1, 3 1, 4 1 2 1 4, 1 3, 4 1 3 2. The bass staff contains a bass line with fingerings: 3 2 1 4 3 2 1 3, 1 4, 2, 4 1, 3 1, 4 1.

Second system of musical notation for Tanganada Cis mayor, consisting of a treble staff. The treble staff contains a melodic line with fingerings: 3 3, 2 3 3, 2 3 3, 3 3, 2 3 3, 3 3, 2 3 3, 3 3, 2 3 3, 3 3. The system ends with a dotted line and the number 8.

## Tangganada ais minor

HARMONIS:

HARMONIS section of musical notation for Tanganada ais minor, consisting of a treble and bass staff. The treble staff contains a melodic line with fingerings: 4 2 3 1 2 3 4, 3 1, 4 x x, 1 3, 1 4, 1 3 4. The bass staff contains a bass line with fingerings: 2 1 3 2, 1 4 3 2 1 3, 1 4 2 4 1 3, 1 4 3 1 2. Some notes in both staves have an 'x' above them.

TRINADA:

TRINADA section of musical notation for Tanganada ais minor, consisting of a treble staff. The staff contains a melodic line with fingerings: 3 3, 3 3, 3 2, 3 2, 3 3, 2 3, 3 3, 2 3. The system ends with a dotted line and the number 8. There are arrows pointing to the final notes of the sequence.

# ETUDE 4

The image displays two systems of musical notation for a piano etude. Each system consists of a grand staff with a treble clef on the upper staff and a bass clef on the lower staff. The key signature is three sharps (F#, C#, G#), and the time signature is 2/4. The first system contains four measures. In the first three measures, the right hand plays a sequence of eighth notes (F#, G#, A, B, C, D, E, F#) and the left hand plays a sequence of eighth notes (F#, G#, A, B, C, D, E, F#). In the fourth measure, the right hand plays a half note (F#) and the left hand plays a half note (F#). The second system also contains four measures. The first three measures continue the eighth-note patterns from the first system. In the fourth measure, the right hand plays a half note (F#) and the left hand plays a half note (F#). Both systems conclude with a double bar line and repeat dots.

# A STROLLING MUCISIAN

With an easy swing

The musical score is written for piano in E major (indicated by five sharps: F#, C#, G#, D#, A#) and 4/4 time. It consists of four systems of two staves each (treble and bass clef). The bass line is a steady eighth-note accompaniment: E2, G#2, A#2, E2, G#2, A#2, E2, G#2, A#2, E2. The treble line features a melodic line with eighth notes and rests, often beamed in pairs. Fingerings are indicated by numbers 1-5. The piece concludes with a double bar line at the end of the fourth system.

System 1: Treble clef has a whole note chord E2-G#2-A#2 in the first measure, followed by a half note G#2-A#2 in the second measure, and a whole note E2-G#2-A#2 in the third and fourth measures. Bass clef has eighth notes: E2, G#2, A#2, E2, G#2, A#2, E2, G#2, A#2, E2. Fingerings: 2, 5, 3.

System 2: Treble clef has a whole note chord E2-G#2-A#2 in the first measure, followed by a half note G#2-A#2 in the second measure, and a whole note E2-G#2-A#2 in the third and fourth measures. Bass clef has eighth notes: E2, G#2, A#2, E2, G#2, A#2, E2, G#2, A#2, E2. Fingerings: 1, 3, 2.

System 3: Treble clef has a whole note chord E2-G#2-A#2 in the first measure, followed by a half note G#2-A#2 in the second measure, and a whole note E2-G#2-A#2 in the third and fourth measures. Bass clef has eighth notes: E2, G#2, A#2, E2, G#2, A#2, E2, G#2, A#2, E2.

System 4: Treble clef has a whole note chord E2-G#2-A#2 in the first measure, followed by a half note G#2-A#2 in the second measure, and a whole note E2-G#2-A#2 in the third and fourth measures. Bass clef has eighth notes: E2, G#2, A#2, E2, G#2, A#2, E2, G#2, A#2, E2.

# Tangganada As mayor

# Tangganada f minor

HARMONIS:

TRINADA:



# ETUDE 5

Andante

Lagu Yamaha

The image displays two systems of musical notation for a piano etude. Both systems are in 4/4 time and use a key signature of three flats (B-flat, E-flat, A-flat). The first system consists of two staves. The upper staff (treble clef) contains a melodic line with eighth notes and quarter notes, featuring two triplet markings (indicated by a '3' above the notes). The lower staff (bass clef) contains a bass line with quarter notes, with a fingering sequence '5 1 4 5' written below the first four notes. The second system also consists of two staves. The upper staff continues the melodic line with a triplet marking. The lower staff features a bass line with half notes and quarter notes, ending with a double bar line.

# The Drunken Sailor

March

Arr : Christie

The first system of music is in 4/4 time with a key signature of three flats (B-flat, E-flat, A-flat). The treble clef staff begins with a piano (*p*) dynamic marking. The melody consists of eighth and quarter notes. The bass clef staff provides a simple accompaniment of quarter notes.

The second system continues the melody and accompaniment from the first system. The treble clef staff features a melodic line with eighth and quarter notes, while the bass clef staff continues with a steady quarter-note accompaniment.

The third system introduces a change in dynamics to mezzo-piano (*mp*). The treble clef staff now features a more complex melody with some dotted rhythms and eighth notes. The bass clef staff continues with a steady accompaniment of quarter notes.

The fourth system concludes the piece. The treble clef staff has a melodic line that ends with a long note tied across the bar line. The bass clef staff continues with a steady accompaniment of quarter notes. The piece ends with a double bar line.

# Tangganada Des mayor

The first system of music for 'Tangganada Des mayor' consists of two staves. The upper staff is in treble clef and the lower staff is in bass clef. Both staves are in the key of D major (one sharp). The music features a complex melodic line with many slurs and fingerings. Fingerings are indicated by numbers 1-4 above or below notes. The piece concludes with a double bar line.

The second system of music for 'Tangganada Des mayor' is a single staff in treble clef, continuing the melody from the first system. It includes fingerings and ends with a double bar line and a repeat sign. Below the staff, the number '8' is followed by a dotted line, indicating a repeat or continuation.

# Tangganada bes minor

HARMONIS:

The 'HARMONIS' section consists of two staves, treble and bass clef, in the key of D minor (two flats). The music is highly technical, featuring many slurs and fingerings. The piece concludes with a double bar line.

TRINADA:

The 'TRINADA' section is a single staff in treble clef, in the key of D minor. It begins with a series of chords:  $\begin{matrix} 1 & 5 \\ 5 & 1 \end{matrix}$ ,  $\begin{matrix} 1 & 5 \\ 2 & 3 \end{matrix}$ , and  $\begin{matrix} 1 & 5 \\ 5 & 1 \end{matrix}$ . This is followed by a melodic line with fingerings and a repeat sign. Below the staff, the number '8' is followed by a dotted line.

# ETUDE 6

Latifah Kodijat

The first system of musical notation consists of two staves. The upper staff is in treble clef, and the lower staff is in bass clef. The key signature has four flats (B-flat, E-flat, A-flat, D-flat), and the time signature is 2/4. The upper staff begins with a triplet of eighth notes (F4, G4, A4) marked with '2', '3', and '4' above them. This is followed by a quarter note (B4) marked with '3' above it, and another quarter note (A4) marked with '2' below it. The next measure contains a quarter note (G4) marked with '3' above it, and a quarter note (F4) marked with '4' below it. The final measure of the system has a whole note (E4). The lower staff provides a harmonic accompaniment with chords: a dyad of F4 and B3 in the first measure, a dyad of G4 and B3 in the second, a dyad of A4 and B3 in the third, and a dyad of B4 and B3 in the fourth.

The second system of musical notation also consists of two staves. The upper staff continues the melody from the first system. It starts with a quarter note (D5) marked with '3' below it, followed by a quarter note (C5) marked with '3' below it, and a quarter note (B4) marked with '3' below it. The next measure has a quarter note (A4) marked with '4' below it, and a quarter note (G4) marked with '3' below it. The final measure of the system has a whole note (F4) marked with '1' below it. The lower staff continues the harmonic accompaniment with chords: a dyad of F4 and B3 in the first measure, a dyad of G4 and B3 in the second, a dyad of A4 and B3 in the third, and a dyad of B4 and B3 in the fourth. The system concludes with a double bar line.

# Scherzino

Vivace

*mp legato*

*mp*

*f*

# Tangganada Ges mayor

Two staves of musical notation for the first system of 'Tangganada Ges mayor'. The top staff is in treble clef and the bottom staff is in bass clef. Both staves are in the key of G major (one sharp). The music consists of eighth and sixteenth notes with various fingerings indicated by numbers 1-4. The bass staff includes a double bar line with a repeat sign.

A single staff of musical notation for the second system of 'Tangganada Ges mayor'. It continues the melody from the first system, featuring eighth and sixteenth notes with fingerings. The staff ends with a double bar line and a repeat sign, with a dotted line and the number '8' below it, indicating a measure rest.

# Tangganada es menor

HARMONIS:

Two staves of musical notation for the 'HARMONIS' section of 'Tangganada es menor'. The top staff is in treble clef and the bottom staff is in bass clef. Both staves are in the key of G minor (two flats). The music consists of eighth and sixteenth notes with various fingerings indicated by numbers 1-4. The bass staff includes a double bar line with a repeat sign.

TRINADA:

A single staff of musical notation for the 'TRINADA' section of 'Tangganada es menor'. It begins with three measures of chords, each with a circled number (1, 2, 3) below it. This is followed by a melodic line of eighth and sixteenth notes with fingerings. The staff ends with a double bar line and a repeat sign, with a dotted line and the number '8' below it, indicating a measure rest.

# ETUDE 7

W. PETRI

The first system of musical notation consists of two staves. The upper staff is in treble clef and the lower staff is in bass clef. Both staves are in the key of B-flat major (two flats) and 3/4 time. The music begins with a treble clef, a key signature of two flats, and a 3/4 time signature. The melody in the treble staff starts with a quarter note G4, followed by quarter notes A4, Bb4, and C5. The bass staff provides accompaniment with quarter notes G2, F2, E2, and D2. The first system ends with a double bar line.

The second system of musical notation consists of two staves. The upper staff is in treble clef and the lower staff is in bass clef. Both staves are in the key of B-flat major (two flats) and 3/4 time. The melody in the treble staff continues with quarter notes D5, E5, F5, and G5. The bass staff continues with quarter notes C2, B1, A1, and G1. The second system ends with a double bar line.

# AMPAR-AMPAR PISANG

The musical score for "AMPAR-AMPAR PISANG" is presented in five systems, each consisting of a grand staff with a treble and bass clef. The key signature is E-flat major (three flats: B-flat, E-flat, A-flat), and the time signature is 2/4. The melody in the treble clef is characterized by eighth-note patterns, often beamed in pairs, with occasional quarter notes and a final half note. The bass clef provides a simple harmonic accompaniment with quarter notes. The piece concludes with a double bar line at the end of the fifth system.



# Tangganada Ces mayor

# Tangganada as minor

HARMONIS :

TRINADA :

# ETUDE 8

C.CZERNY

The image displays a musical score for 'Etude 8' by Carl Czerny. The score is written for piano and consists of four systems, each with a grand staff (treble and bass clefs). The key signature is B-flat major (two flats), and the time signature is 3/4. The first system begins with a treble clef and a bass clef, both with a 'C' time signature. The melody in the treble clef consists of quarter notes, while the bass clef features a steady eighth-note accompaniment. The second system continues this pattern, with the treble clef ending in a quarter rest and a fermata. The third system is similar to the first, and the fourth system concludes the piece with a final chord in the bass clef and a fermata in the treble clef.

# THE SLEIGH

Playfully

The first system of music consists of two staves. The upper staff is in treble clef and the lower staff is in bass clef. The key signature has five flats (B-flat, E-flat, A-flat, D-flat, G-flat) and the time signature is 2/4. The music begins with a piano (*p*) dynamic. The upper staff features a series of chords and eighth-note patterns, while the lower staff provides a simple bass line.

The second system continues the piece. It features similar chordal and eighth-note patterns in the upper staff and a steady bass line in the lower staff. The system concludes with the word "Fine" written in the right margin.

The third system introduces a melodic line in the upper staff, consisting of eighth notes, while the lower staff continues with a simple bass line. The system ends with a fermata over the final note of the upper staff.

The fourth system features a more active eighth-note melody in the upper staff. The system concludes with the instruction "D.C. al Fine" (Da Capo al Fine) in the right margin.

# ETUDE 9

Moderato

F. Beyer

The musical score for Etude 9 by F. Beyer is presented in two systems. The first system consists of a treble and bass staff. The treble staff begins with a treble clef and a 4/4 time signature. The first two measures of the treble staff have fingerings: 3 1, 4 2, 5 3, 4 2, 3 1, 4 2, 5 3, 4 2. The bass staff begins with a bass clef and a 4/4 time signature. The first two measures of the bass staff have fingerings: 3 5, 2 4, 1 3, 2 4, 3 5, 2 4, 1 3, 2 4. The word "simile" is written above the bass staff in the third measure. The second system continues the piece with similar notation and fingerings. The treble staff has fingerings: 5 3, 4 2, 4 2, 5 3, 5 3, 5 3. The bass staff has fingerings: 1 3, 2 4, 3 5, 2 4, 1 3, 1 3.

ETUDE 10

Moderato.

The first system of musical notation consists of a treble clef staff and a bass clef staff. The treble staff contains a melodic line with fingerings: 5, 1, 2, 1, 4, 3, 5, 5, 4, 3, 5, 5, 4. The bass staff contains a supporting line with fingerings: 3, 1, 2, 4. The word "dolce" is written in the bass staff. The system concludes with a double bar line.

Zufällige Versetzungszeichen.  
*Altérations accidentelles.*  
Accidentals.

The second system of musical notation features a treble clef staff and a bass clef staff. The treble staff has fingerings: 3, 1, 2, 1, 2, 1, 2, 3, 1, 3, 2, 3, 2, 1. The bass staff has fingerings: 5, 1, 2, 4. This system includes several accidentals (sharps and naturals) and ends with a double bar line.

The third system of musical notation features a treble clef staff and a bass clef staff. The treble staff has fingerings: 5, 3, 4, 4, 3, 1, 2, 3. The bass staff has fingerings: 5, 3, 2, 1, 2, 3, 4, 5. This system includes a "bce" marking and ends with a double bar line.

Ungarischer Tanz Nr. 5  
ハンガリア舞曲No.5

Music by J. Brahms  
Arr. by Koichi Hashimoto

Allegro

The first system of musical notation consists of two staves. The upper staff is in treble clef and the lower staff is in bass clef. The key signature has one sharp (F#) and the time signature is 3/4. The music begins with a forte (*f*) dynamic. The upper staff features a melodic line with several slurs and fingerings (1, 3, 5, 3, 2, 3, 4, 3). The lower staff provides a rhythmic accompaniment with chords and single notes, including fingerings (4, 1, 2, 5) and the instruction *simile*.

The second system of musical notation continues the piece. It features two staves. The upper staff has a melodic line with slurs and fingerings (2, 3, 4, 1, 3, 2, 2, 1, 1, 1, 2, 4). The lower staff continues the accompaniment with chords and single notes.

The third system of musical notation concludes the piece. It features two staves. The upper staff has a melodic line with slurs and fingerings (5, 3, 2, 2, 3, 4, 2, 1, 2, 3, 1, 2, 3, 4, 2, 1). The lower staff continues the accompaniment with chords and single notes, including fingerings (2, 1, 3) and a piano (*p*) dynamic marking.

3 2 3 2 1  
4 1  
5 1(2)  
4 1  
2 3  
*sf*  
*f marcato*

4  
4 1 2 5  
4 1 2  
2

4 1  
5 1(2) 4 1  
4 1  
2  
*p rit* - - - *ard* - - - *an* - - - *do* *f a tempo*  
5 1 2  
1 2 4  
5

4 3 3  
2  
4 2 3  
*fz fz fz*  
4  
3  
5 1

# KARENA CINTA

Moderato

Cipt : Glenn Fredly

Arr : Xaveria Diah

The first system of musical notation consists of a grand staff with a treble and bass clef. The time signature is common time (C). The piece begins with a piano (*p*) dynamic. The right hand plays a melodic line starting with a quarter note G4, followed by quarter notes A4, B4, and C5. The left hand plays a bass line with quarter notes G2, F2, E2, and D2. In the final measure, the right hand has a triplet of eighth notes: B4, A4, and G4, with fingerings 1, 2, 1. The left hand has a triplet of eighth notes: G2, F2, and E2, with a fingering of 5.

The second system continues the piece. The right hand has a melodic line with eighth notes. The left hand has a bass line with eighth notes and chords. A mezzo-piano (*mp*) dynamic marking is present. The right hand has a triplet of eighth notes: G4, A4, and B4, with fingerings 1, 2, 1. The left hand has a triplet of eighth notes: G2, F2, and E2, with fingerings 5, 5, 5. The system ends with a chord of G2, B2, and D3.

The third system continues the piece. The right hand has a melodic line with eighth notes. The left hand has a bass line with chords. The system ends with a chord of G2, B2, and D3.

The fourth system continues the piece. The right hand has a melodic line with eighth notes. The left hand has a bass line with chords. The system ends with a chord of G2, B2, and D3.

The fifth system continues the piece. The right hand has a melodic line with eighth notes. The left hand has a bass line with chords. A mezzo-forte (*mf*) dynamic marking is present. The right hand has a triplet of eighth notes: G4, A4, and B4, with fingerings 1, 2, 1. The left hand has a triplet of eighth notes: G2, F2, and E2, with a fingering of 5.



The first system of music consists of two staves. The treble staff begins with a quarter rest, followed by a half note, a quarter note, and a half note. The bass staff contains a continuous eighth-note accompaniment.

The second system continues the piece. It features a mezzo-forte (*mf*) dynamic marking in the middle of the system. The musical notation follows a similar pattern to the first system.

The third system shows the continuation of the melodic and harmonic lines. The treble staff has a half note followed by a quarter note, and the bass staff continues with eighth notes.

The fourth system concludes the page. It features a piano (*p*) dynamic marking. The bass staff includes specific fingerings: 2, 1, 2, 1, 2, 3, 4, and 1. The system ends with a double bar line.

# Mars UNY

Tempo di Marcia

Musik : A. Untung Yulianta  
Arr. piano : Dahian Taher

Pa - da

- un ku - per - sem - bah - kau wa - lah per - sa - da mu - sau - ta - ra da - lam  
ke - pu - ba - ah - au bang - sa jua - jua huy - ga mu - la bu - da - ya te - guh

1.  
pan - ji Tri - dhar - ma U - ni - ver - si - tas - Ne - gi - Yog - ya - kar - ta. Ben - tuk  
- kau ji - wa sat -

2.  
ti - a te - gak - kau jua - ji pe - ngab - di - au mu *P* Wo .

jud - kan jau - ji pau - ji Tu - dia - ma ben - lan - das - kan Pau - ca si - la Me -

ngem - bang tu - gas su - ci ue - ga - ta Me - nu - ju ci - ta - ci - ta mu - ha ga - bang

ep - ta ta - sa kau - sa ba - ga nu - sa bang - sa

# WALTZ

Slowly

Musical notation for the first system, marked "Slowly". It consists of two staves: a treble clef staff and a bass clef staff. The key signature has one flat (B-flat) and the time signature is 3/4. The first measure has a Dm7 chord. The second measure has a Cm7 chord. The third and fourth measures have a Dm chord. The melody in the treble staff features a half note in the first measure, a dotted quarter note in the second, and a half note in the third, with a fermata over the final note. The bass staff provides a simple harmonic accompaniment.

Waltz Tempo

Musical notation for the second system, marked "Waltz Tempo". It consists of two staves: a treble clef staff and a bass clef staff. The key signature has one flat and the time signature is 3/4. The first measure has a Dm chord. The second measure has a Cm7 chord. The third measure has a Dm chord. The fourth measure has a Cm7 chord. The melody in the treble staff consists of a dotted quarter note followed by an eighth note in each measure. The bass staff features a rhythmic pattern of a quarter rest followed by a dotted quarter note and an eighth note.

Musical notation for the third system. It consists of two staves: a treble clef staff and a bass clef staff. The key signature has one flat and the time signature is 3/4. The first measure has a Dm chord. The second measure has a C chord. The third measure has an A7sus4 chord. The fourth measure has an A7 chord. The melody in the treble staff consists of quarter notes in the first two measures, followed by a dotted quarter note and an eighth note in the third, and a quarter note in the fourth. The bass staff provides a simple harmonic accompaniment.

Musical notation for the fourth system. It consists of two staves: a treble clef staff and a bass clef staff. The key signature has one flat and the time signature is 3/4. The first measure has a Dm chord. The second measure has a Cm7 chord. The third measure has a Dm chord. The fourth measure has a Cm7 chord. The melody in the treble staff consists of quarter notes in the first two measures, followed by a dotted quarter note and an eighth note in the third, and a quarter note in the fourth. The bass staff provides a simple harmonic accompaniment.

Ab GMaj7

BbMaj7 AbMaj7 BbMaj7 AbMaj7

BbMaj7 Eb6 Bb7-5 Ab7

Dm Cm7 Dm Cm7 Dm

Slowly EbMaj7 Am Dm6 Dm Cm7 Dm

# Himne UNY

Musik : Heni Kusumawati  
Arr. piano : Dahlan Taher

Andante Maestoso

The first system of musical notation consists of a treble and bass clef staff. The treble staff begins with a dynamic marking of *f* and contains several measures of chords and melodic lines. The bass staff contains a bass line with fingerings such as 1, 5, 3, 2, 1, 3, and 3. The system concludes with a piano (*p*) dynamic marking and the text "Ka-ru-".

The second system of musical notation continues the piece. The treble staff features chords and melodic fragments. The bass staff has a steady bass line with fingerings like 3, 5, 3, 5, 3, 5, 3, 5, 3, 1, 3, 2, 1, 5. The lyrics "na yang Ma-ha Kua - sa mem-bun - bung lang - kah - nu" are written below the treble staff, and "Mem-" is at the end. The system ends with a piano (*p*) dynamic marking.

The third system of musical notation continues the piece. The treble staff features chords and melodic fragments. The bass staff has a steady bass line with fingerings like 3, 5, 3, 5, 3, 5, 3, 5, 3, 1, 3, 2, 1, 5. The lyrics "ba-ngun Ia - do - ne - sia me - na - ta du - nu - a" are written below the treble staff, and "Ber-lan-" is at the end. The system ends with a piano (*p*) dynamic marking.

The fourth system of musical notation continues the piece. The treble staff features chords and melodic fragments. The bass staff has a steady bass line with fingerings like 3, 5, 3, 5, 3, 5, 3, 5, 3, 1, 3, 2, 1, 5. The lyrics "das - kan Pan - ca - si - la, bu - da - yamu - li - a" are written below the treble staff, and "'tuk" is at the end. The system ends with a piano (*p*) dynamic marking.

men - ca-pai - tu - ju - an bang - sa se - hat cer - das taq - wa. *p* Me -

*piu mosso*

ngem - ban pang - gil - an su - ci, dhar - ma bak - ti - mu a - mal - kan il - mu. U - rit.

*atempo*

ni - ver - si - tas Ne - gri Yog - ya - kar - ta s'mo - ga te - tap ber - ja - ya.

s'mo - ga te - tap ber - ja - ya. *ff*

Love Theme From "The Godfather"  
ゴッドファーザー, 愛のテーマ

Music by Nino Rota  
Arr. by Koichi Hashimoto

Moderato

The first system of the piano arrangement features a treble clef with a melody starting on a whole note G4, followed by eighth notes A4, B4, C5, B4, A4, G4. The bass clef provides a simple accompaniment with a whole note G3, followed by quarter notes F3, E3, D3, C3. The first measure is marked with a forte *f* dynamic. Fingering numbers 5, 1, 5, 1, 5, 1 are shown above the treble staff notes.

The second system continues the melody with eighth notes G4, A4, B4, C5, B4, A4, G4. The bass clef accompaniment consists of quarter notes G3, F3, E3, D3, C3. The first measure is marked with a piano *p* dynamic. Fingering numbers 1, 2, 3, 4, 1, 2, 1 are shown above the treble staff notes.

The third system continues the melody with eighth notes G4, A4, B4, C5, B4, A4, G4. The bass clef accompaniment consists of quarter notes G3, F3, E3, D3, C3. Fingering numbers 1, 2, 3, 4, 1, 2, 1 are shown above the treble staff notes.

The fourth system continues the melody with eighth notes G4, A4, B4, C5, B4, A4, G4. The bass clef accompaniment consists of quarter notes G3, F3, E3, D3, C3. The first measure is marked with a mezzo-forte *mf* dynamic. Fingering numbers 1, 2, 3, 4, 1, 2, 1 are shown above the treble staff notes.

The fifth system continues the melody with eighth notes G4, A4, B4, C5, B4, A4, G4. The bass clef accompaniment consists of quarter notes G3, F3, E3, D3, C3. The first measure is marked with a piano *p* dynamic. Fingering numbers 1, 2, 3, 4, 1, 2, 1 are shown above the treble staff notes.







Primo

Allegretto

The first system of music consists of two staves. The upper staff is in treble clef with a key signature of one sharp (F#) and a common time signature (C). It features a melodic line with eighth and sixteenth notes, often beamed together, and includes slurs and accents. The lower staff is in bass clef and provides a harmonic accompaniment with chords and single notes. Dynamic markings include *mp* (mezzo-piano) in the first measure and *mf* (mezzo-forte) in the fifth measure.

The second system continues the musical piece. The upper staff maintains the melodic pattern with slurs and accents. The lower staff continues the accompaniment. A dynamic marking of *mp* is present in the fifth measure, accompanied by a hairpin crescendo symbol.

The third system features a repeat sign at the beginning of the upper staff. The melodic line continues with slurs and accents. The lower staff provides accompaniment. A dynamic marking of *f* (forte) is present in the fifth measure, accompanied by a hairpin crescendo symbol.

The fourth system includes first and second endings. The upper staff has two endings marked '1.' and '2.'. The first ending leads back to the beginning of the system, while the second ending concludes the piece. The lower staff continues the accompaniment. A dynamic marking of *mp* is present in the fifth measure, accompanied by a hairpin crescendo symbol.

Secondo

# O, Du Lieber Augustin

German Song

Allegretto

The first system of music is in 3/4 time with a key signature of one sharp (F#). The right hand (treble clef) plays a melody of quarter notes: F#4, A4, B4, C5, B4, A4. The left hand (bass clef) plays a simple accompaniment of quarter notes: F#3, A3, B3, C4, B3, A3. A dynamic marking of *f* (forte) is placed in the first measure of the right hand.

The second system continues the piece. The right hand has rests in the first two measures, then plays a melodic line starting with a half note F#4, followed by eighth notes G4, A4, B4, C5, B4, A4, G4, F#4. The left hand continues with quarter notes: F#3, A3, B3, C4, B3, A3. A dynamic marking of *mp* (mezzo-piano) is placed in the third measure of the right hand.

The third system continues the piece. The right hand has rests in the first three measures, then plays a melodic line starting with a half note F#4, followed by eighth notes G4, A4, B4, C5, B4, A4, G4, F#4. The left hand continues with quarter notes: F#3, A3, B3, C4, B3, A3. A dynamic marking of *f* (forte) is placed in the fourth measure of the right hand.

The fourth system concludes the piece. The right hand plays quarter notes: F#4, A4, B4, C5, B4, A4. The left hand plays quarter notes: F#3, A3, B3, C4, B3, A3. The system ends with a double bar line.

Primo

Allegretto

The first system of music consists of two staves. The upper staff is in treble clef with a 3/4 time signature. It begins with a dynamic marking of *f* (forte). The melody features a series of eighth notes with slurs and fingerings: a four-fingered slur over the first two notes, a four-fingered slur over the next two, a five-fingered slur over the next two, a three-fingered slur over the next two, and a one-fingered slur over the final two. The lower staff is in bass clef with a 3/4 time signature, providing a harmonic accompaniment of chords. Some chords are marked with a 2/4 time signature below them.

The second system of music consists of two staves. The upper staff continues the melody with slurs and fingerings: a four-fingered slur, a three-fingered slur, a four-fingered slur, and another four-fingered slur. A dynamic marking of *mp* (mezzo-piano) is placed in the middle of the system. The lower staff continues the harmonic accompaniment with chords and rests.

The third system of music consists of two staves. The upper staff features slurs and fingerings: a one-fingered slur, a two-fingered slur, a one-fingered slur, and a four-fingered slur. A dynamic marking of *f* (forte) is placed in the middle of the system. The lower staff continues the harmonic accompaniment with chords and rests.

The fourth system of music consists of two staves. The upper staff features slurs and fingerings: a four-fingered slur, a five-fingered slur, a three-fingered slur, a one-fingered slur, a four-fingered slur, and a three-fingered slur. The lower staff continues the harmonic accompaniment with chords and rests.

# "Là ci darem la mano" from "Don Giovanni"

W. A. Mozart

Andante

The first system of the musical score consists of three staves. The top staff is the vocal line in G major, starting with a piano (*p*) dynamic. The middle and bottom staves are the piano accompaniment, also starting with a piano (*p*) dynamic. The music is in 3/4 time and begins with a melodic phrase in the voice and a supporting accompaniment in the piano.

The second system continues the musical score. It features a first ending bracket labeled "1." above the vocal staff. The piano accompaniment includes a section labeled "2nd time" with a repeat sign. The dynamics remain piano (*p*) throughout this system.

The third system begins with a second ending bracket labeled "2." above the vocal staff. The vocal line starts with a mezzo-forte (*mf*) dynamic. The piano accompaniment also starts with a mezzo-forte (*mf*) dynamic but concludes with a piano (*p*) dynamic. The system ends with a double bar line.

# "Now is the Month of Maying" from "5-voice Palette, no.1"




T. Morley

Moderato

The first system of the musical score consists of two staves. The upper staff is in treble clef and the lower staff is in bass clef. The key signature has one flat (B-flat) and the time signature is common time (C). The music begins with a repeat sign. The upper staff starts with a dynamic marking of *mf* and a slur over the first two measures. The lower staff also starts with a dynamic marking of *mf*. Both staves have a dynamic marking of *(mf-p)* in the second measure. The piece concludes with a double bar line.

The second system of the musical score consists of two staves. The upper staff is in treble clef and the lower staff is in bass clef. The key signature has one flat (B-flat) and the time signature is common time (C). The music begins with a slur over the first two measures. The upper staff has a first ending bracket labeled "1." and a second ending bracket labeled "2.". The piece concludes with a double bar line. The dynamic marking *p* is present in the final measure of both staves.















## ISTILAH - ISTILAH MUSIC

TULISAN MUSIC	SINGKATAN atau TANDA	ARTINYA
A Tempo .....	A tempo .....	Menurut tempo / waktu yang diperlukan
Accelerando .....	Accel .....	Berangsur - angsur cepat
Accent Mark .....	> .....	Tekanan pada not
Alla marcia .....	Alla marcia .....	Gerakan Mars
Allegretto .....	Allegretto .....	Agak Cepat
Allegro .....	Allegro .....	Cepat
Andante .....	Andante .....	Lambat
Cantabile .....	Cantabile .....	
Con brio .....	Con brio .....	Dengan Semangat
Crescendo .....	Cresc  .....	Berangsur - angsur keras
Da Capo .....	D.C. .....	Kembali Ke - awal Lagu
Decrescendo .....	Decresc  .....	Ber-angsur - angsur lembut
Diminuendo .....	Dim .....	Volume Suara semakin berkurang
Dolce .....	Dolce .....	Manis, Halus, Lembut
Espressivo .....	Espressivo .....	Dengan Perasaan
Fine .....	Fine .....	Akhir Lagu
Forte .....	f .....	Keras
Fortissimo .....	ff .....	Sangat Keras
Grazioso .....	Grazioso .....	Indah, Cantik, Anggun
Hold .....	⌒ .....	Diam
Left Hand .....	L.H. .....	
La Melodia .....	La Melodia .....	Sebuah Melodi
Legato .....	Legato .....	Halus dan Berhubungan
Leggiero .....	Leggiero .....	Ringan
Marcato .....	Marcato .....	Dimainkan lebih Jelas
Mezzo-forte .....	mf .....	Agak keras
Mezzo-piano .....	mp .....	Agak Lembut
Misterioso .....	Misterioso .....	Dalam suasana rahasia
Moderato .....	Moderato .....	Sedang
Piano .....	p .....	Lembut
Pianissimo .....	pp .....	Sangat Lembut
Poco a poco .....	Poco a poco .....	Sedikit demi sedikit / berangsur-angsur
Presto .....	Presto .....	Sangat cepat
Repeat Sign .....	 .....	Tanda ulang
Right Hand .....	R.H. .....	
Ritard .....	rit .....	Berangsur-angsur Lambat
Scherzando .....	Scherzando .....	Bersenda gurau
Sempre .....	Sempre .....	Selalu
Sforzando .....	sfz .....	Tekanan yang sangat kuat
Simile .....	simile .....	Sama dengan
Slight Accent .....	— .....	Topang
Staccato .....	Stacc .....	Pendek dan terputus - putus
Tempo .....	Tempo .....	Cepat Lambat
Teneramente .....	Teneramente .....	Sangat halus
Tranquillo .....	Tranquillo .....	Tenang
Vivace .....	Vivace .....	Cepat, ramai



Istilah Musik

$C = \frac{4}{4}$	$\frac{3}{4}$	$\frac{2}{4}$	Ending Akhir lagu	crescendo	Getting louder gradually Berangsur-angsur menjadi keras.	Attack Aksen
$\frac{3}{8}$	$\frac{12}{8}$	End here Selesai	End here Selesai	rit.	To slow down gradually Makin lambat	Hold the note or rest longer than its value Tahan nada atau tanda istirahat lebih panjang dari nilainya
Repeat mark Tanda ulang	Repeat the part between these marks. Ulang bagian diantara tanda-tanda ini.	Sharp Tanda palang	Raise the tone by a semi tone. Naikan nada setengah laras	rall.	Gradually more slowly (same as rit) Makin lambat	Pause in the accompaniment. Tanpa iringan
1. First bracket Kamar satu	Play here the first time. Waktu pertama kali main masuk kamar satu.	Flat Tanda Mol	Lower the tone by a semi tone. Turunkan nada setengah laras.	a tempo	In the beginning tempo. Kecepatan seperti semula	Play an octave higher than written. Mainkan satu oktaf lebih tinggi
2. Second bracket Kamar dua	Play here the second time skipping the part played first. Pada permainan ulang masuk kamar dua, dengan melompati kamar satu.	Natural Tanda pagar	Cancel the sharp or flat indicated previously. Tanda Palang atau Mol dihapus dan nada kembali pada keitinggian asli.	Poco a Poco	Little by little. Sedikit demi sedikit	Play in a similar way. Mainkan dengan cara yang sama.
D.C. Da Capo	Return to beginning. Kembali ke awal lagu.	<i>pp</i> Pianissimo Sangat lembut	<i>p</i> Piano Lembut	<i>meno mosso</i>	More slowly, not so fast (c.f. piu mosso) Lebih lambat	
D.S. Dal Segno	Return to the Segno (♯). Kembali ke tanda Segno (♯).	<i>f</i> Mezzo forte agak keras	<i>f</i> Forte Keras	Tie Pusur Ligatura	Hold the first note and do not replay the second one. Tahan nada pertama dan perpanjang dengan nada berikutnya	
Segno Mark	Tanda Segno	<i>sf, sfz</i> Forzato	<i>sf, sfz</i> forcel Dengan tenaga	Phrase mark (Slur) Busur Legato	Play the notes smoothly with a flowing motion. Menunjukkan satu kalimat, mainkan secara bersambung	
to $\Phi$ to Coda ke Coda	After the repetition from D.C. or D.S., jump to the Coda. This sign will indicate when you should jump. Setelah mengulang dari D.C. atau D.S., lompat ke Coda, tanda ini menunjukkan kapan harus melompat.	<i>dim.</i> diminuendo	Getting softer gradually. Makin lembut	Staccato Stakato	Play the note short and choppy Mainkan nada terpuus pendek	
		decrescendo	Getting softer gradually. Berangsur-angsur menjadi lembut	Tenuto	Held or sustained for full value. Ditahan sepanjang nilainya	

	Whole note Not penuh		Dotted half note Not setengah bertitik		Quarter note Not seperempat		Dotted quarter note Not Seperempat bertitik		Eighth note Not Seperdelapan
	Dotted eighth note Not Seperdelapan bertitik		Sixteenth note Not Sepersembelas		Triplet Trio		Eighth rest Istirahat seperempat		Sixteenth rest Istirahat sepersembelas
	Whole rest Istirahat penuh		Quarter rest Istirahat seperempat		Eighth rest Istirahat seperempat		Sixteenth rest Istirahat sepersembelas		

# SINGKATAN DAN ISTILAH MUSIK

Singkatan

Ditulis

The 'Ditulis' section consists of six staves of musical notation. The first staff shows two quarter notes on a single staff. The second staff shows two quarter notes on a single staff. The third staff shows two quarter notes on a single staff. The fourth staff shows a beamed eighth-note pair followed by a quarter note. The fifth staff shows a beamed eighth-note pair followed by a quarter note. The sixth staff shows a beamed eighth-note pair followed by a quarter note.

Dimainkan

The 'Dimainkan' section consists of six staves of musical notation. The first staff shows a beamed eighth-note pair followed by a quarter note. The second staff shows a beamed eighth-note pair followed by a quarter note. The third staff shows a beamed eighth-note pair followed by a quarter note. The fourth staff shows a beamed eighth-note pair followed by a quarter note. The fifth staff shows a beamed eighth-note pair followed by a quarter note. The sixth staff shows a beamed eighth-note pair followed by a quarter note.

Musical score for the left page, consisting of eight staves. The first three staves show ascending and descending eighth-note runs. The fourth staff is labeled "Con 8va" and features a wavy line above a series of notes. The fifth staff contains two wavy lines above notes, labeled "( Pralltriler )". The sixth staff shows a mordent symbol above a note, labeled "( Mordent )". The seventh and eighth staves show further eighth-note exercises.

Musical score for the right page, consisting of eight staves. The first three staves show ascending and descending eighth-note runs. The fourth staff features notes with stems pointing downwards, labeled with a > symbol. The fifth staff shows notes with stems pointing downwards, labeled with a > symbol. The sixth staff shows notes with stems pointing downwards, labeled with a > symbol. The seventh and eighth staves show further eighth-note exercises.