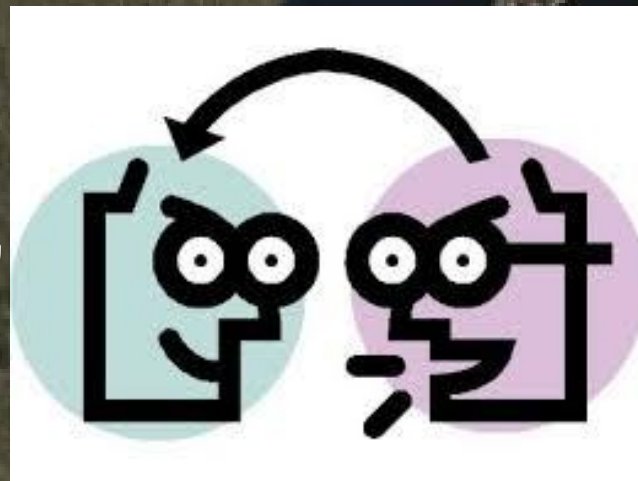


Teaching Listening and Speaking

Ani Setyaningsih
anisetyaningsih@uny.ac.id

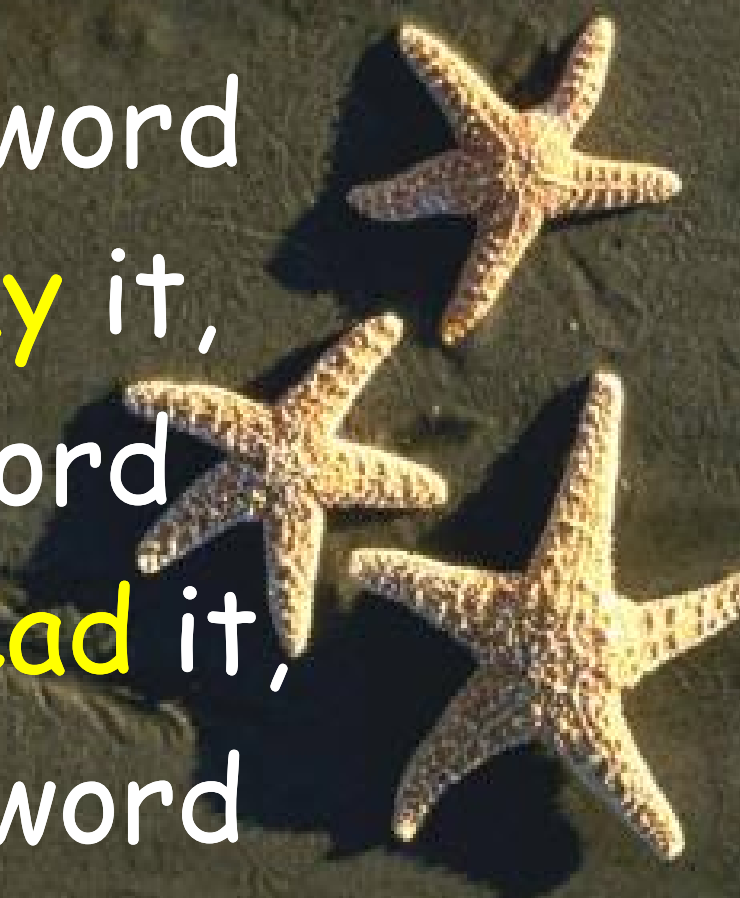
12 November 2015

Intro to EFC




What Is Listening?

- Listening ≠ Hearing
- Spoken Skill
- Receptive Skill

- 
- Three starfish are scattered on a sandy beach. One is at the top right, another is in the middle right, and the third is at the bottom right. They are all facing different directions. The sand is light-colored and has some ripples.
- You need to **hear** a word before you can **say** it,
 - You need to **say** a word before you can **read** it,
 - You need to **read** a word before you can **write** it.

Learning to listen in English

The background of the slide is a photograph of a beach. In the foreground, there are several starfish scattered on the sand. The sand is dark and has some ripples or tracks. The lighting is warm, suggesting a sunset or sunrise. The overall tone is calm and natural.

- > Classroom English to set in routines
- > The usage of activities actively supporting children's understanding
- > The use of visual materials

Why Children have to Listen

Listening purposes:

1. To physically settle pupils
2. To stir pupils
3. To improve the general listening attitudes
4. To develop aspects of language
5. To reinforce conceptual development
6. To interact with others
7. To provide support for literacy

Listening Stages

The background of the slide is a photograph of a beach. It shows dark sand with some ripples, a palm frond in the lower left, and three starfish scattered on the right side. The lighting is warm, suggesting a sunset or sunrise.

1. pre-listening

> personalizing context, brainstorming, digging out key words

2. while-listening

> labeling, numbering, ticking, arranging pictures

3. post-listening

> producing a drawing, retelling

Classroom Techniques & Activities

*Total Physical Response (TPR) => Asher

~ Learners **physically** respond to oral command given

~ Benefits:

1. utilizing the auditory, visual, and tactile learning channels,

2. teaching children to follow directions & listen attentively,

3. keeping with developmentally appropriate notions or thought,

4. being easily adapted in many different ways for YL

~ TPR songs & actions , storytelling, yes/ no cards, drawing

* Syllable clapping, rhyming word activities, minimal pairs

12 November 2015

Intro to EFC

- E:\DATA\My Video\KID'S SONGS\SUPER SIMPLE SONGS\C62173F5_YouTube - The Eensey Weensey Spider - Super Simple Songs.flv

12 November 2015

Intro to EFC

Samples of Instructions

- Listen & draw
- Listen & discriminate
- Listen & perform
- Listen & colour/ draw
- Listen & predict
- Listen & guess
- Listen & label
- Listen & match

**Every good
conversation
starts with
good listening.**

12 November 2015

Intro to EFC

© 2009 Mike Aarssen

Learning to Speak in English

Children's expectation



L1



easy & effortless



L2



???

12 November 2015

Intro to EFC

What Is Speaking?

- Using language
- Spoken language
- Productive skill

The Development of Speaking Skills

The background of the slide is a photograph of a beach. It shows sand dunes in the foreground and middle ground, with three starfish scattered on the sand. The lighting is warm, suggesting a sunset or sunrise, with long shadows cast across the sand.

- Avoid unrealistic expectations
- Consider mean length of utterances (MLU) = a number of morphemes found in child's utterances
- Consider YL's pronunciation
- Overgeneralization of errors

Formulaic Language

Vocabulary → Formulaic language

- Greeting
- Social English
- Routines
- Classroom language
- Communication strategies

Classrooms Techniques & Activities


- Audiolingual Method (ALM)
 - => learning language by developing habits based on the patterns of language
 - ~ drills with choral response & dialogues
 - ~ fishball technique

Cont.

- Communicative Language Teaching (CLT)
=> connecting classroom learning to the real life child-focused situations where language is used.
- Games
- Show & Tell
- Teaching pronunciation
- Error correction

Samples of Instructions

- Look, listen & repeat
- Listen & participate
- Read aloud
- Look & say
- Retell the story
- Show & tell
- Describe the picture
- Ask your friends

- 
- [E:\DATA\My Video\KID'S SONGS\317A977D YouTube - Say What You See - Animals.flv](#)
 - [E:\DATA\My Video\KID'S SONGS\D8BD9581 YouTube - Say What You See - Bugs.flv](#)